

PRICE LIST  
OF  
**PARTS**

**MACHINES**

**Nos. 41-3 to 41-12**

---

**THE SINGER MANUFACTURING COMPANY**

From the library of: Diamond Needle Corp

## INDEX.

	PAGE
Attachments and Accessories.....	29
Knee Lifter Parts.....	31
Machine No. 41-3.....	4
"    " 41-4.....	10
"    " 41-5.....	13
"    " 41-6.....	17
"    " 41-7.....	23
"    " 41-8.....	24
"    " 41-9.....	25
"    " 41-10.....	26
"    " 41-11.....	27
"    " 41-12.....	28
Numerical List of Parts.....	35
Obsolete Parts.....	33
Quilter.....	29
Strip Folders.....	29
Tape Holders.....	30
Under Driver.....	32
Under Strip Guide (Adjustable).....	29

# LIST OF PARTS

FOR

**Nos. 41-3 to 41-12**

**MACHINES.**

In ordering from this list, use **ONLY** the **PART** number in the **FIRST** column.

The number stamped on a Sewing Machine part is in every case the number of the single part only.

Every combination of parts sent out as such has its specific number, which, although not stamped on the parts, must be used when ordering the combination.

Each number always indicates the **SAME PART** in whatever list it appears, or for whatever machine.

The letters after some of the numbers indicate the style of finish only, as follows:

- A. Hardened, Polished and Plated.
- B. Polished and Plated.
- C. Hardened only.
- D. Polished "
- E. Soft, not polished.

These letters **MUST BE USED** when they appear in the list, and **AFTER** the number, as in the list.

In this series

1 to 1500 are Screw Numbers.

1501 " 1800 " Nut "

1801 " 2000 " Roller "

2001 and upward are numbers of Machine Parts.

The figures in the second column refer only to the plates illustrating the parts, and are **NOT TO BE USED** in ordering.

Parts marked with an asterisk (\*) are furnished only when repairs are made at factory.

PARTS COMPLETE FOR  
**No. 41-3 MACHINE.**

THREE NEEDLES, THREE SHUTTLES.

NOTE:—When ordering parts for this Machine which differ in gauge or distance between seams, the gauge or distance between seams must be stated on all orders.

No.	Plate	Name	Each
*11109	—	Arm with 11104..	\$15 00
4389	492	" Dowel Pin.....	02
8582	492	" " (long).....	02
11119	2345	" Oil Tube (front of arm) with 29599....	06
29599	2345	" " " Packing (felt).....	—
4448	2345	" " " for intermediate bearing .....	06
123E	493	" Screw.....	06
748E	493	" " (long).....	08
13322	2344	" Shaft.....	1 50
13393	485	" " Bushing (back).....	25
446C	494	" " " " Set Screw.....	03
*11104	—	" " " (front).....	20
144D	493	" " Screw.....	08
12480	486	" Side Cap.....	05
219	493	" " " Screw.....	02
11127	—	" Spool and Tension Bracket.....	1 55
11132	—	" " " " " " 11127 with three each 233D, 413, 446C, 1560C, 2103, 7336, 11107, 11139, 11205, 11241 and six 2102 .....	3 75
692D	494	Arm Spool and Tension Bracket Screw....	10
11107	486	" " " " " Spool Pin..	10
11241	486	" " " " " " "	—
		Washer (cloth).....per 100 ..	25
11108	485	Arm Top Cover.....	10
107D	493	" " " " Screw.....	03
11110	483	Balance Wheel, 3 in. pulley, with 448C and 765C .....	1 00
765C	494	Balance Wheel Position Screw.....	05
448C	494	" " Set Screw.....	03
11111	491	" " Stop Latch.....	30
11112	485	" " " " Bracket.....	1 00
692D	494	" " " " " Screw... 10	10
11113	492	" " " " Hinge Pin .....	05
11114	491	" " " " Spring.....	03
190D	493	" " " " " Screw....	03
*11115	—	Bed.....	15 00
11116	491	" Catch.....	15
691	493	" " Screw.....	04
11118	2345	" Frame Cushion (leather).....	—

No.	Plate	Name	Each
744C	494	Bed Frame Hinge Screw.....	\$ 15
1590C	492	" " " " Nut.....	08
11117	2344	" " complete, Nos. 11120, two each 744C, 1590C, 11118 and five wood screws 1 1/4 in. No. 12.....	3 00
11121	491	Bed Latch Pin.....	30
11122	491	" " " Head.....	20
2269	2345	" " " " Pin.....	01
11124	491	" " Spring.....	03
11120	491	" " complete, Nos. 2269, 11121, 11122 and 11124 .....	55
11125	2344	Bed Side Cover.....	75
11126	491	" " " Ferrule .....	10
376E	493	" " " " Screw.....	05
11198	490	" Slide.....	25
11217	483	Crank Connecting Rod.....	1 00
*11220	—	" " " Cap.....	—
145E	493	" " " " Screw .....	04
565C	493	" " " Hinge Screw.....	12
1513C	494	" " " " " Nut... 05	05
11129	—	Face Plate.....	1 00
13447	483	" " 11129 with 11154 and five 401E..	1 60
190D	493	" " Screw.....	03
11130	486	Feed Bar.....	1 50
11131	486	" " Hinge Pin.....	10
442C	494	" " " " Set Screw.....	03
11138	490	Feed Dog.....	1 50
13440	2230	" " .....	1 50
13442	2230	" " .....	1 75
13463	2230	" " .....	1 50
190D	493	" " Screw.....	03
11133	485	" Eccentric with 446C.....	40
11135	483	" " Connection.....	1 25
*11136	—	" " " Cap.....	—
145E	493	" " " " Screw.....	04
697C	494	" " " Stud .....	35
389	493	" " " " Cap Screw	04
11137	491	" " " " " " "	—
		Washer .....	10
1518E	494	Feed Eccentric Connection Stud Nut... 04	04
2018	491	" " " " " "	—
		Washer .....	01
446C	494	Feed Eccentric Set Screw.....	03
11142	483	" Lifting Rock Shaft with two 1813....	1 50
13368	—	" " " " 11142 with 11141..	2 25
11141	485	" " " " Crank (forked) with two 453C.....	75
453C	494	Feed Lifting Rock Shaft Crank Set Screw	02
1813	494	" " " " Roller and Stud	20
304C	494	" " " " Screw Centre....	06
1513C	494	" " " " " Nut	05

No.	Plate	Name	Each
11143	483	Feed Rock Shaft with two 442c.	1 35
13369	—	“ “ “ 11143 with 11145.	2 35
11145	485	“ “ “ Regulator Crank with 445c	1 00
445c	494	“ “ “ “ “ Set Screw	03
304c	494	“ “ “ Screw Centre.	06
1513c	494	“ “ “ “ “ Nut.	05
11146	485	Needle Bar.	60
11148	488	“ “ Connecting Link with 794E.	50
794E	493	“ “ “ “ Adjusting Ser	05
11151	488	“ “ “ Stud with 155c.	35
155c	493	“ “ “ “ Set Screw.	03
11199	485	“ “ Crank.	40
3012	492	“ “ “ Pin.	01
11153	488	“ “ Guide with 400 and 456c.	50
400	493	“ “ “ Adjusting Screw.	02
11154	488	“ “ Plate	60
401E	493	“ “ “ Screw.	02
456c	494	“ “ “ Set Screw.	02
11156	490	Needle Clamp with three 460.	3 00
2269	2345	“ “ Pin.	01
460	494	“ Set Screw.	02
11249	485	Oscillating Rock Shaft with 11254.	1 75
11164	485	“ “ “ Hinge Pin.	50
446c	494	“ “ “ “ Set Screw	03
11254	486	“ “ “ Oil Pad.	01
13323	2344	Oscillating Shaft.	60
13324	—	“ “ Crank.	50
13416	2345	“ “ “ 13324 with 453c, 1513c and 5868.	1 15
2117	492	Oscillating Shaft Crank Pin.	01
453c	494	“ “ “ Set Screw.	02
9119	2345	“ “ “ Slide Block	35
190D	493	“ “ “ “ Cap Ser.	03
5968	488	“ “ “ “ “ “	02
1054c	493	Oscillating Shaft Crank Slide Block Screw Stud	20
1513c	494	Oscillating Shaft Crank Slide Block Screw Stud Nut	05
5868	2345	Oscillating Shaft Crank Slide Block 9119 with 190D, 1054c and 5968.	60
11166	485	Presser Bar.	40
2062	485	“ “ Lifter	20
689c	493	“ “ “ Screw	10
1520E	494	“ “ “ Nut	03
11167	486	“ “ Spring	05
11168	488	“ “ “ Bracket with 453c	35
453c	494	“ “ “ “ Set Screw.	02
11170	488	“ “ “ Washer	01
11172	2242	Presser Foot with 171D, for general work.	2 00

No.	Plate	Name	Each
11176	490	Presser Foot with 171D (tube).	4 00
13340	2244	“ “ “ “ “ for two reeds	4 50
13344	2243	“ “ “ “ (strip folding).	6 00
13359	2251	“ “ “ “ “ “ leaving out the first needle from the right hand side.	6 00
13384	2254	Presser Foot with 171D (strip folding) leaving out the centre needle.	6 00
13388	2242	Presser Foot with 171D (tube) for double strips, for two reeds	4 75
13397	2245	Presser Foot with 171D (tube) leaving out the centre needle	4 00
13407	2244	Presser Foot with 171D, for general work, leaving out the first needle from the right hand side.	2 00
13408	2243	Presser Foot with 171D, for general work, leaving out the first needle from the left hand side.	2 00
13409	2247	Presser Foot with 171D (tube) leaving out the first needle from the right hand side.	4 00
13415	2246	Presser Foot with 171D (tube) leaving out the first needle from the left hand side.	4 00
13465	2252	Presser Foot with 171D (strip folding) for straps.	6 25
13466	2249	Presser Foot with 171D (strip folding) with guide for interlining.	6 00
13467	2251	Presser Foot with 171D (strip folding) for two reeds, with guide for interlining.	6 50
13468	2245	Presser Foot with 171D (tube) for two steels	4 50
13469	2248	“ “ “ “ for braiding.	3 00
13470	2253	“ “ “ “ (strip folding) with two cord tubes, for cording edges of folded strip.	7 00
13471	2249	Presser Foot with 171D, slotted for strip.	3 00
13472	2250	“ “ “ “ (tube) for three ribbons to stitch edge of ribbons on skirts.	4 25
13473	2250	Presser Foot with 171D (hinged) tube.	5 00
13474	2248	“ “ “ “ with two flat grooves for strips.	3 00
13475	2247	Presser Foot with 171D, with two flat grooves for steels, without left hand guide.	3 00
13476	2246	Presser Foot with 171D (tube) for double strips, for two reeds, plain bottom.	4 75
13477	2255	Presser Foot with 171D (tube) for double strips, leaving out the centre needle.	4 00
13478	2254	Presser Foot with 171D (strip folding) with guides for stitching strips on under edge of folded strip, leaving out the centre needle.	6 50
13479	2255	Presser Foot with 171D (strip folding) for two reeds.	6 50

No.	Plate	Name	Each
13480	2356	Presser Foot with 171b (hinged, tube) leaving out the first needle from the left hand side.....	\$5 00
13481	2356	Presser Foot with 171b (tube) for double strips.....	4 25
13482	—	Presser Foot with 171b, with upper and lower strip folder and two reed guides.....	7 25
13485	2257	Presser Foot with 171b (double tube) for guiding elastic and wide ribbon for garters.....	5 00
	171b	493 Presser Foot Clamping Screw.....	03
	688E	494 Pressure Regulating Thumb Screw.....	25
*11180	—	Shuttle Body for 11177.....	1 75
*11181	—	" " " 11178.....	1 75
*11182	—	" " " 11179.....	1 75
*13411	—	" " " 13410.....	1 75
*13420	—	" " " 13339.....	1 75
*13421	—	" " " 13378.....	1 75
11183	2346	Shuttle Cover for 11177 and 11178.....	30
13338	2346	" " " 11179.....	30
13412	2347	" " " 13410.....	30
13422	2347	" " " 13339 and 13378.....	30
11184	2346	" " Hinge Pin.....	01
749	2346	Shuttle Tension Regulating Screw for 11177, 11178, 13339 and 13378.....	05
768	2346	Shuttle Tension Regulating Screw for 11179 and 13410.....	02
11196	2346	Shuttle Tension Spring for 11177.....	15
11277	2346	" " " " 11178 and 11179.....	15
13392	2347	" " " " 13339 " 13410.....	15
13423	2347	" " " " 13378.....	15
11177	2346	Shuttle, 2 $\frac{1}{8}$ in. diam. (thick) right hand, complete, Nos. 749, 11180, 11183, 11184 and 11196, for $\frac{3}{32}$ in. gauge and above.....	2 00
11178	2346	Shuttle, 2 $\frac{1}{8}$ in. diam. (flush back) right hand, complete, Nos. 749, 11181, 11183, 11184 and 11277, for $\frac{1}{4}$ in. and $\frac{1}{4}$ in. gauge.....	2 00
11179	2346	Shuttle, 2 $\frac{1}{8}$ in. diam. (thin) right hand, complete, Nos. 768, 11182, 11184, 11277 and 13338, for $\frac{3}{16}$ in. to $\frac{15}{16}$ in. gauge.....	2 00
13339	2347	Shuttle, 2 $\frac{1}{8}$ in. diam. (flush back) left hand, complete, Nos. 749, 11184, 13392, 13420 and 13422.....	2 00
13378	2347	Shuttle, 2 $\frac{1}{8}$ in. diam. (thick) left hand, complete, Nos. 749, 11184 and 13421 to 13423.....	2 00
13410	2347	Shuttle, 2 $\frac{1}{8}$ in. diam. (thin) left hand, complete, Nos. 768, 11184, 13392, 13411 and 13412.....	2 00
11186	487	Shuttle Driver with two 445c.....	7 00
2117	492	" " Pin.....	01
445c	494	" " Set Screw.....	03

No.	Plate	Name	Each
13403	492	Shuttle Driver Supporting Shaft.....	\$ 25
2049	488	" " " " Pin.....	01
11189	487	Shuttle Race Hinge Pin (2 $\frac{1}{2}$ in. long).....	05
11173	487	" " " " (2 $\frac{3}{32}$ " " ).....	05
11190	487	" " " Plate.....	75
2049	488	" " " " Pin.....	01
168D	493	" " " " Screw.....	04
11192	488	" " Latch Pin.....	40
1597D	494	" " " " Lock Nut.....	04
11124	491	" " " " Spring.....	03
11193	488	" " " " Steady Pin per 100.....	10
1598D	492	" " " " Thumb Nut.....	10
11191	488	" " " " complete, No. 11192 with 1598D, 11124 and two 1597D.....	60
11194	490	Shuttle Race Loop Separator (2 in. wide).....	40
11174	486	" " " " (2 $\frac{1}{8}$ in. wide).....	40
756D	493	" " " " Screw.....	02
13326	490	Shuttle Race Protector Plate (2 in. wide).....	15
13327	486	" " " " (2 $\frac{1}{8}$ in. wide).....	15
756D	493	" " " " Screw.....	02
11188	487	Shuttle Race complete, Nos. 2049, 11173 or 11189, 11174 or 11194, 11190, 11191, 11193, 13326 or 13327, three 168D and four 756D.....	18 50
129E	493	Shuttle Race Screw.....	04
438C	494	" " Set Screw.....	06
11195	487	" Spring Guide.....	1 50
233D	493	" " " Screw.....	02
2102	492	Tension Disc.....	05
1560C	494	" Regulating Thumb Nut.....	04
413	494	" Screw Stud.....	10
2103	492	" Spring.....	03
11206	490	Thread Guide for side of arm.....	75
207	493	" " Screw.....	02
11149	488	" Take-up Crank.....	80
3094	492	" " " Wedge.....	10
690E	493	" " " " Screw.....	05
11200	—	" " Lever.....	1 65
775E	493	" " " Cap Screw.....	06
11202	492	" " " Hinge Pin.....	05
11203	—	" " " Link.....	25
11204	492	" " " " Hinge Pin.....	15
446C	494	" " " " " " Set Screw.....	03
11134	490	Thread Take-up Lever 11200 with 11202 and 11203.....	2 00
11139	492	Thread Take-up Spring.....	03
7336	492	" " " Regulator.....	25
446C	494	" " " " Set Screw.....	03
11205	492	" " " Thread Eyelet.....	03
233D	493	" " " " " Screw.....	02

No.	Plate	Name	Each
11152	490	Throat Plate for 11138.....	\$4 00
13362	2231	“ “ “ 11138 for 13350.....	4 00
13441	2230	“ “ “ 13440.....	4 00
13443	2230	“ “ “ 13442.....	4 00
13464	2230	“ “ “ 13463 for 13350.....	4 00
13444	2230	“ “ with understrip guide for 13440	5 00
691	493	“ “ Screw.....	04
13319	495	Drip Pan with two 13320 and six 1 in. wire nails.....	50
13320	495	Drip Pan Slide.....	15

## No. 41-4 MACHINE.

### FOUR NEEDLES, FOUR SHUTTLES.

The parts of this Machine are the same as used on the 41-3 Machine, with the exception of those affected by the addition of the extra Needle and Shuttle, as follows:

NOTE:--When ordering parts for this Machine which differ in gauge or distance between seams, the gauge or distance between seams must be stated on all orders.

No.	Plate	Name	Each
11144	---	Arm Spool and Tension Bracket.....	\$1 60
11147	---	“ “ “ “ “ 11144 with four each 233D, 413, 446C, 1560C, 2103, 7336, 11107, 11139, 11205, 11241 and eight 2102.....	4 50
11208	2232	Feed Dog.....	1 75
13379	2231	“ “ .....	1 75
13435	2231	“ “ .....	1 75
13445	2238	“ “ .....	1 75
33056	2343	“ “ .....	1 75
33058	2343	“ “ .....	1 75
33062	2343	“ “ .....	1 75
11210	---	Needle Clamp with four 460.....	3 50
11212	2270	Presser Foot with 171D, for general work..	2 25
11216	2265	“ “ “ “ (tube).....	4 25
13341	2263	“ “ “ “ “ for three reeds	4 75
13353	2264	“ “ “ “ (strip folding).....	6 25
13364	2271	“ “ “ “ (tube) leaving out the first needle from the right hand side.	4 00
13365	2263	Presser Foot with 171D (tube) for two reeds, leaving out the first needle from the right hand side.....	4 50

No.	Plate	Name	Each
13367	2265	Presser Foot with 171D, for general work, leaving out the first needle from the right hand side.....	\$2 00
13382	2258	Presser Foot with 171D (tube) leaving out the first needle from the left hand side..	4 00
13383	2272	Presser Foot with 171D (tube) for two reeds, leaving out the first needle from the left hand side.....	4 50
13394	2270	Presser Foot with 171D, for general work, leaving out the first needle from the left hand side.....	2 00
13396	2272	Presser Foot with 171D (strip folding) leaving out the first needle from the right hand side.....	6 00
13398	2264	Presser Foot with 171D (tube) for double strips, leaving out the first needle from the right hand side.....	4 25
13414	2269	Presser Foot with 171D (tube) leaving out the first and second needles from the right hand side.....	4 00
13434	2258	Presser Foot with 171D, with groove on bottom between centre needles, for steel.	2 50
13437	2332	Presser Foot with 171D (hinged, tube)....	6 25
13486	2271	“ “ “ “ with upper and lower strip folder.....	7 25
13487	2259	Presser Foot with 171D (strip folding) with two cord tubes and guides, for steel and interlining.....	7 50
13488	2266	Presser Foot with 171D (strip folding) with tongue slotted to insert paper strip.....	6 25
13489	2268	Presser Foot with 171D, grooved for rattan.	2 75
13490	2269	“ “ “ “ (hinged) for gen- eral work.....	4 25
13491	2268	Presser Foot with 171D (tube) for two upper strips with lining and interlining tubes..	5 00
13492	2260	Presser Foot with 171D, with keel slotted for tape.....	4 50
13493	2267	Presser Foot with 171D (tube) for corded strip with right and left strip folders....	7 00
13494	2267	Presser Foot with 171D (tube) for two strips	4 50
13495	2260	“ “ “ “ “ “ “ “ plain bottom.....	4 50
13496	2273	Presser Foot with 171D, with two flat grooves, for steels, needle holes at edge of grooves, leaving out the first needle from the left hand side.....	4 00
13497	2261	Presser Foot with 171D, with two flat grooves, for steels.....	4 25
13498	2273	Presser Foot with 171D (tube) for double strips, for three reeds, plain bottom.....	5 00

No.	Plate	Name	Each
13499	2261	Presser Foot with 171D (tube) for double strips, leaving out the first needle from the left hand side.....	\$4 25
13500	2274	Presser Foot with 171D (tube) for double strips .....	4 50
33001	2274	Presser Foot with 171D (tube) for double strips, two flat grooves on bottom, for stays.....	5 00
33002	2262	Presser Foot with 171D (tube) with two flat grooves on bottom for two reeds, with space between centre needles, for steel..	4 75
33008	2262	Presser Foot with 171D (tube) for double strips, for two reeds, grooved on bottom between centre needles, for steel .....	5 00
33055	2266	Presser Foot with 171D (hinged, tube) leaving out the first needle from the right hand side.....	5 00
11218	----	Shuttle Driver with two 445c.....	8 00
11219	----	Shuttle Race complete, Nos. 2019, 11173 or 11189, 11174 or 11194, 11190, 11191, 11193, 13326 or 13327, three 168D and four 756D..	20 00
11221	----	Shuttle Spring Guide.....	1 60
11222	----	Thread Guide for side of arm .....	1 05
11224	----	“ Take-up Lever.....	1 85
11155	----	“ “ “ 11224 with 11202 and 11203 .....	2 20
11150	2232	Throat Plate for 11208.....	4 50
13363	2232	“ “ “ 11208 for 13350.....	4 50
13380	2231	“ “ “ 13379.....	4 50
13406	2231	“ “ “ 13379 for 13350.....	4 50
13436	2231	“ “ “ 13435.....	4 50
13446	2233	“ “ “ 13445.....	4 50
33057	2343	“ “ “ 33056.....	4 50
33059	2343	“ “ “ 33058.....	4 50
33063	2343	“ “ “ 33062.....	4 50

## No. 41-5 MACHINE.

### FIVE NEEDLES, FIVE SHUTTLES.

The parts of this Machine are the same as used on the 41-3 Machine, with the exception of those affected by the addition of the extra Needles and Shuttles, as follows :

NOTE:—When ordering parts for this Machine which differ in gauge or distance between seams, the gauge or distance between seams must be stated on all orders.

No.	Plate	Name	Each
11169	—	Arm Spool and Tension Bracket.....	\$1 65
11171	484	“ “ “ “ “ 11169 with five each 233D, 413, 446c, 1560c, 2103, 7336, 11107, 11139, 11205, 11241 and ten 2102.....	5 25
11225	2232	Feed Dog.....	2 00
13385	2232	“ “ .....	2 00
13401	2234	“ “ .....	2 00
13448	2233	“ “ .....	2 00
13452	2233	“ “ .....	2 00
13454	2235	“ “ .....	2 25
13456	2235	“ “ .....	2 00
13458	2236	“ “ .....	2 00
11227	—	Needle Clamp with five 460.....	4 00
11229	2299	Presser Foot with 171D, for general work... ..	2 50
11233	2287	“ “ “ “ (tube).....	4 50
13342	2298	“ “ “ “ “ for four reeds. ..	5 00
13343	2281	“ “ “ “ “ leaving out the first needle from the right hand side. ..	4 25
13345	2281	Presser Foot with 171D (strip folding) leaving out the first needle from the right hand side.....	6 25
13354	2295	Presser Foot with 171D (tube) for three reeds, leaving out the first needle from the right hand side.....	4 75
13355	2295	Presser Foot with 171D, for general work, leaving out the first needle from the right hand side.....	2 25
13357	2288	Presser Foot with 171D (strip folding)....	6 50
13366	2292	“ “ “ “ (tube) for two reeds, leaving out the first and second needles from the right hand side.....	4 50
13372	2299	Presser Foot with 171D (tube) leaving out the first needle from the left hand side... ..	4 25
13386	2288	Presser Foot with 171D (tube) leaving out the first and second needles from the right hand side.....	4 00

From the library of: Diamond Needle Corp

No.	Plate	Name	Each
13387	2298	Presser Foot with 171D (tube) leaving out the first and second needles from the left hand side.....	\$4 00
13389	2279	Presser Foot with 171D (tube) for two strips and three reeds, leaving out the first needle from the right hand side.....	5 00
13390	2287	Presser Foot with 171D (tube) for two strips and four reeds.....	5 25
13395	2292	Presser Foot with 171D, for general work, leaving out the first needle from the left hand side.....	2 25
13430	2294	Presser Foot with 171D (strip folding) leaving out the first needle from the left hand side.....	6 25
13462	2331	Presser Foot with 171D, grooved for three reeds, leaving out the first needle from the right hand side.....	2 75
33004	2279	Presser Foot with 171D (strip folding) with three guides for reeds, leaving out the first needle from the right hand side.....	6 75
33005	2286	Presser Foot with 171D (strip folding) with four guides, for reeds.....	7 50
33006	2300	Presser Foot with 171D, with upper and lower strip folder.....	7 50
33007	2293	Presser Foot with 171D (strip folding) with tongue slotted to insert paper strip.....	6 50
33008	2280	Presser Foot with 171D, grooved for two reeds between the first and second needles from the left hand side, and the first and second needles from the right hand side..	3 00
33009	2286	Presser Foot with 171D (tube) for covering two cords with two strips, leaving out the first needle from the left hand side...	4 75
33010	2278	Presser Foot with 171D, grooved in front of needle holes, for circular boning .....	4 25
33011	2277	Presser Foot with 171D (hinged) for general work .....	4 50
33012	2278	Presser Foot with 171D, for general work, leaving out the first and second needles from the left hand side .....	2 00
33013	2280	Presser Foot with 171D, for double strips, for three reeds, plain bottom, leaving out the first needle from the right hand side..	5 00
33014	2276	Presser Foot with 171D (hinged, tube) for double strips, for three reeds, leaving out the first needle from the right hand side.....	6 00
33015	2276	Presser Foot with 171D (tube) for three reeds and strip and interlining, leaving out the first needle from the right hand side.....	5 00

No.	Plate	Name	Each
33016	2275	Presser Foot with 171D (tube) for four reeds and strip and interlining.....	\$5 25
33017	2275	Presser Foot with 171D (tube) for double strips .....	4 75
33018	2284	Presser Foot with 171D (tube) for double strips, leaving out the first needle from the right hand side.....	4 50
33019	2284	Presser Foot with 171D (tube) for double strips, lower strip guide between the second needle from the left hand side and the first needle from the right hand side, leaving out the first needle from the left hand side.....	4 50
33020	2302	Presser Foot with 171D (tube) for double strips, lower strip guide between the second needle from the left hand side and the first needle from the right hand side.	4 75
33021	2302	Presser Foot with 171D (tube) for double strips, grooved for reeds, leaving out the first needle from the right hand side.....	4 50
33022	2301	Presser Foot with 171D (tube) for double strips, with two flat grooves on bottom between the second needle from the left hand side and the centre needle, and between the first and second needles from the right hand side, for stays, lower strip guide between the second needle from the left hand side and the second needle from the right hand side.....	5 00
33023	2301	Presser Foot with 171D (tube) for double strips, with two flat grooves on bottom, for stays, leaving out the first needle from the left hand side.....	4 75
33024	2291	Presser Foot with 171D, 236 and Adjustable Guide No. 33025.....	3 25
33025	2291	Presser Foot Adjustable Guide for 33024...	25
33026	2290	“ “ with 171D (tube) for two upper strips with lining and interlining tubes, leaving out the first needle from the right hand side.....	5 00
33027	2290	Presser Foot with 171D (tube) for two reeds between the first and second needles from the left hand side and the first and second needles from the right hand side .....	4 75
33028	2296	Presser Foot with 171D (tube) for three reeds, plain bottom, leaving out the first needle from the right hand side.....	4 75
33029	2283	Presser Foot with 171D, grooved for braiding corded strip.....	5 00
33030	2296	Presser Foot with 171D, for braiding.....	4 00



No	Plate	Name	Each
33031	2289	Presser Foot with 171b, slotted for tape between the first and second needles from the left hand side and between the first and second needles from the right hand side.....	4 50
33032	2303	Presser Foot with 171b, slotted and grooved for tape between the first and second needles from the left hand side and between the centre and second needles from the right hand side, leaving out the first needle from the right hand side.....	4 25
33033	2282	Presser Foot with 171b (tube) for two strips, leaving out the first needle from the right hand side.....	4 50
33034	2285	Presser Foot with 171b (tube) for double strips, for three reeds, leaving out the first needle from the left hand side.....	5 00
33035	2282	Presser Foot with 171b (tube) for four reeds, plain bottom.....	5 00
33054	2285	Presser Foot with 171b (tube) for five strips.....	5 00
33064	—	“ “ “ “ (strip folding) leaving out the first and second needles from the right hand side.....	6 00
11235	—	Shuttle Driver with two 445c.....	9 00
11236	—	Shuttle Race complete, Nos. 2049, 11173 or 11189, 11174 or 11194, 11190, 11191, 11193, 13326 or 13327, three 168b and four 756b.....	21 50
11238	—	Shuttle Spring Guide.....	1 70
11222	—	Thread Guide for side of arm.....	1 05
11224	—	“ Take-up Lever.....	1 85
11155	—	“ “ “ “ 11224 with 11202 and 11203.....	2 20
11175	2232	Throat Plate for 11225.....	5 00
13358	2234	“ “ “ “ 11225 for 13350.....	5 00
13346	2232	“ “ “ “ 13385.....	5 00
13402	2234	“ “ “ “ 13401 for 13350.....	5 00
13449	2233	“ “ “ “ 13448.....	5 00
13450	2233	“ “ “ “ 13385 for 13350.....	5 00
13451	2234	“ “ “ “ grooved for four reeds, for 11225.....	5 00
13453	2233	“ “ “ “ for understrip, for 13452.....	5 50
13455	2235	“ “ “ “ 13454.....	5 00
13457	2235	“ “ “ “ 13456.....	5 00
13459	2236	“ “ “ “ 13458.....	5 00

PARTS COMPLETE FOR  
**No. 41-6 MACHINE.**

SIX NEEDLES, SIX SHUTTLES.

NOTE: When ordering parts for this Machine which differ in gauge or distance between seams, the gauge or distance between seams must be stated on all orders.

No.	Plate	Name	Each
*11185	—	Arm with 11104.....	\$16 00
4389	492	“ Dowel Pin.....	02
8582	492	“ “ “ (long).....	02
11119	2345	“ Oil Tube (front of arm) with 29599.....	06
29599	2345	“ “ “ Packing (felt).....	—
4448	2345	“ “ “ for intermediate bearing.....	06
123e	493	“ Screw.....	06
748e	493	“ “ (long).....	08
11197	483	“ Shaft.....	1 50
13393	485	“ Bushing (back).....	25
446c	494	“ “ “ “ Set Screw.....	03
*11104	—	“ “ “ (front).....	20
144b	493	“ “ Screw.....	08
12480	486	“ Side Cap.....	05
219	493	“ “ “ Screw.....	02
11207	—	“ Spool Bracket.....	1 10
11209	—	“ “ “ 11207 with six each 190b, 11211 and 13321.....	2 50
13321	2345	Arm Spool Bracket Spool Pin.....	10
11241	486	“ “ “ “ Washer (cloth).....	25
159b	493	Arm Spool Bracket Screw.....	03
11211	486	“ “ “ Thread Eyelet.....	10
190b	493	“ “ “ “ “ Screw.....	03
11213	—	“ Tension Bracket.....	1 50
11214	—	“ “ “ “ 11213 with six each 233b, 413, 446c, 1560c, 2103, 7336, 11139, 11205 and twelve 2102.....	5 25
692b	494	Arm Tension Bracket Screw.....	10
11108	485	“ Top Cover.....	10
107b	493	“ “ “ Screw.....	03
11110	483	Balance Wheel, 3 in. pulley, with 448c and 765c.....	1 00
765c	494	Balance Wheel Position Screw.....	05
448c	494	“ “ Set Screw.....	03
11111	491	“ “ Stop Latch.....	30
11112	485	“ “ “ “ Bracket.....	1 00
692b	494	“ “ “ “ “ Screw.....	10
11113	492	“ “ “ “ Hinge Pin.....	05
11111	491	“ “ “ “ Spring.....	03
190b	493	“ “ “ “ “ Screw.....	03

No.	Plate	Name	Each
*11215	—	Bed .....	\$16 00
11116	491	" Catch .....	15
691	493	" " Screw .....	04
11118	2345	" Frame Cushion (leather) .....	—
744c	494	" " Hinge Screw .....	15
1590c	492	" " " " Nut .....	08
11117	2344	" " complete, Nos. 11120, two each 744c, 1590c, 11118 and five wood screws 1 1/4 in. No. 12 .....	3 00
11121	491	Bed Latch Pin .....	30
11122	491	" " " Head .....	20
2269	2345	" " " Pin .....	01
11124	491	" " Spring .....	03
11120	491	" " complete, Nos. 2269, 11121, 11122 and 11124 .....	55
11125	2344	Bed Side Cover .....	75
11126	491	" " " Ferrule .....	10
376E	493	" " " " Screw .....	05
11261	489	" Slide .....	40
11217	483	Crank Connecting Rod .....	1 00
*11220	—	" " " Cap .....	—
145E	493	" " " " Screw .....	04
565c	493	" " " Hinge Screw .....	12
1513c	494	" " " " Nut .....	05
11129	—	Face Plate .....	1 00
13447	483	" " 11129 with 11154 and five 401E .....	1 60
190D	493	" " Screw .....	03
11223	486	Feed Bar .....	1 50
11226	486	" " Hinge Pin .....	10
442c	494	" " " " Set Screw .....	03
11228	2237	Feed Dog .....	2 25
13360	2238	" " .....	2 25
13399	2237	" " .....	2 25
13460	2236	" " .....	2 25
190D	493	" " Screw .....	03
11133	485	" Eccentric with 446c .....	40
11135	483	" " Connection .....	1 25
*11136	—	" " " Cap .....	—
145E	493	" " " " Screw .....	04
697c	494	" " " Stud .....	35
389	493	" " " Cap Screw .....	04
11137	491	" " " " " " Washer .....	10
1518E	494	Feed Eccentric Connection Stud Nut .....	04
2018	491	" " " " " Washer .....	01
446c	494	" " " Set Screw .....	03
11230	483	Feed Lifting Rock Shaft with two 1813 .....	1 50
13370	—	" " " " 11230 with 11141 .....	2 25
11141	485	" " " " Crank (forked) with two 453c .....	75

No.	Plate	Name	Each
453c	494	Feed Lifting Rock Shaft Crank Set Screw .....	\$ 02
1813	494	" " " " Roller and Stud .....	20
304c	494	" " " " Screw Centre .....	06
1513c	494	" " " " " " Nut .....	05
11231	483	Feed Rock Shaft with two 442c .....	1 35
13371	—	" " " 11231 with 11145 .....	2 35
11145	485	" " " Regulator Crank with 445c .....	1 00
445c	494	" " " " " Set Scr. .....	03
304c	494	" " " " Screw Centre .....	06
1513c	494	" " " " " Nut .....	05
11232	485	Needle Bar (hollow) .....	1 25
11148	488	" " Connecting Link with 794E .....	50
794E	493	" " " " Adjusting Ser .....	05
11234	488	" " " Stud with 155c .....	35
155c	493	" " " " " Set Screw .....	03
11199	485	" " Crank .....	40
3012	492	" " " Pin .....	01
11237	488	" " Guide with 400 and 456c .....	50
400	493	" " " Adjusting Screw .....	02
11154	488	" " " Plate .....	60
401E	493	" " " " Screw .....	02
456c	494	" " " Set Screw .....	02
776E	493	" " Plug Screw .....	08
11239	—	Needle Clamp with six 460 .....	4 50
2269	2345	" " Pin .....	01
460	491	" Set Screw .....	02
11249	485	Oscillating Rock Shaft with 11254 .....	1 75
11164	485	" " " Hinge Pin .....	50
446c	491	" " " " " Set Scr. .....	03
11254	486	" " " Oil Pad .....	01
11242	483	Oscillating Shaft .....	60
13324	—	" " Crank .....	50
13416	2345	" " " 13324 with 453c, 1513c and 5868 .....	1 15
2117	492	Oscillating Shaft Crank Pin .....	01
453c	494	" " " Set Screw .....	02
9119	2345	" " " Slide Block .....	35
190D	493	" " " " " Cap .....	03
5968	488	Oscillating Shaft Crank Slide Block Cap Screw Washer .....	02
1054c	493	Oscillating Shaft Crank Slide Block Screw Stud .....	20
1513c	494	Oscillating Shaft Crank Slide Block Screw Stud Nut .....	05
5868	2345	Oscillating Shaft Crank Slide Block 9119 with 190c, 1054c and 5968 .....	60
11166	485	Presser Bar .....	40
2062	485	" " Lifter .....	20
689c	493	" " " Screw .....	10
1520E	494	" " " " Nut .....	03

No.	Plate	Name	Each
11167	486	Presser Bar Spring	05
11168	488	" " " Bracket with 453c	35
	453c	" " " " Set Screw	02
11170	488	" " " Washer	01
11255	2311	Presser Foot with 171b, for general work	2 75
11256	2309	" " " " (tube)	4 75
13404	2312	" " " " (strip folding)	6 75
13405	2309	" " " " (tube) for five reeds	5 25
33036	2304	" " " " (hinged) for strip folding	7 50
33037	2314	Presser Foot with 171b, for cording, for covering three cords with three strips	6 00
33038	2310	Presser Foot with 171b (hinged) for general work	4 75
33039	2308	Presser Foot with 171b (hinged) for braiding	6 00
33040	2306	" " " " for braiding, for stitching the braid on the left hand edge	5 00
33041	2314	Presser Foot with 171b (tube) for three strips	5 00
33042	2305	Presser Foot with 171b (tube) leaving out the first needle from the right hand side	4 50
33043	2307	Presser Foot with 171b (hinged, tube)	6 75
33044	2297	" " " (tube) for double strips, for two reeds, grooved between the second needle from the left hand side and the third needle from the right hand side, for steel, leaving out the third needle from the left hand side and the first needle from the right hand side	5 00
33045	2297	Presser Foot with 171b (tube) for double strips, for four reeds, plain bottom, leaving out the first needle from the right hand side	5 25
33046	2305	Presser Foot with 171b (tube) for double strips, for two reeds between the first and second needles from the left hand side and the first and second needles from the right hand side	5 50
33049	2310	Presser Foot with 171b (tube) for four reeds, plain bottom, leaving out the first needle from the right hand side	5 00
	171b	493 Presser Foot Clamping Screw	03
	688E	494 Pressure Regulating Thumb Screw	25
*11180	---	Shuttle Body for 11177	1 75
*11181	---	" " " 11178	1 75
*11182	---	" " " 11179	1 75
*13411	---	" " " 13410	1 75
*13420	---	" " " 13339	1 75
*13421	---	" " " 13378	1 75

No.	Plate	Name	Each
11183	2346	Shuttle Cover for 11177 and 11178	\$ 30
13338	2346	" " " 11179	30
13412	2347	" " " 13410	30
13422	2347	" " " 13339 and 13378	30
11184	2346	" " Hinge Pin	01
	749	2346 Shuttle Tension Regulating Screw for 11177, 11178, 13339 and 13378	05
	768	2346 Shuttle Tension Regulating Screw for 11179 and 13410	02
11196	2346	Shuttle Tension Spring for 11177	15
11277	2346	" " " " 11178 and 11179	15
13392	2347	" " " " 13339 and 13410	15
13423	2347	" " " " 13378	15
11177	2346	Shuttle, 2 $\frac{1}{8}$ in. diam. (thick) right hand, complete, Nos. 749, 11180, 11183, 11184 and 11196, for $\frac{3}{32}$ in. gauge and above	2 00
11178	2346	Shuttle, 2 $\frac{1}{8}$ in. diam. (flush back) right hand, complete, Nos. 749, 11181, 11183, 11184 and 11277, for $\frac{1}{4}$ in. and $\frac{1}{8}$ in. gauge	2 00
11179	2346	Shuttle, 2 $\frac{1}{8}$ in. diam. (thin) right hand, complete, Nos. 768, 11182, 11184, 11277 and 13338, for $\frac{3}{16}$ in. to $\frac{1}{8}$ in. gauge	2 00
13339	2347	Shuttle, 2 $\frac{1}{8}$ in. diam. (flush back) left hand, complete, Nos. 749, 11184, 13392, 13420 and 13422	2 00
13378	2347	Shuttle, 2 $\frac{1}{8}$ in. diam. (thick) left hand, complete, Nos. 749, 11184 and 13421 to 13423	2 00
13410	2347	Shuttle, 2 $\frac{1}{8}$ in. diam. (thin) left hand, complete, Nos. 768, 11184, 13392, 13411 and 13412	2 00
11257	---	Shuttle Driver with two 445c	10 00
2117	492	" " Pin	01
	445c	494 " " Set Screw	03
11187	492	" " Supporting Shaft	25
2049	488	" " " " Pin	01
11189	487	Shuttle Race Hinge Pin (2 $\frac{1}{2}$ in. long)	05
11173	487	" " " " (2 $\frac{3}{32}$ " " )	05
11259	487	" " " " (2 $\frac{3}{32}$ " " )	08
11190	487	" " " Plate	75
2049	488	" " " " Pin	01
	168D	493 " " " " Screw	04
11192	488	" " Latch Pin	40
	1597D	494 " " " " Lock Nut	04
11124	491	" " " " Spring	03
11193	488	" " " " Steady Pin, per 100	10
	1598D	492 " " " " Thumb Nut	10
11191	488	" " " " complete, No. 11192 with 1598D, 11124 and two 1597D	60

## No. 41-6 Machine Parts.

No.	Plate	Name	Each
11194	490	Shuttle Race Loop Separator (2 in. wide)...	40
11174	486	" " " " (2 1/4 in. wide)	40
11260	490	" " " " (2 1/4 " " )	80
756D	493	" " " " Screw.....	02
13326	490	Shuttle Race Protector Plate (2 in. wide)...	15
13327	486	" " " " (2 1/4 in. wide)	15
13328	490	" " " " (2 1/4 " " )	25
756D	493	" " " " Screw.....	02
11258	—	Shuttle Race complete, Nos. 2049, either 11173, 11189 or 11259, either 11174, 11191 or 11260, 11190, 11191, 11193, either 13326, 13327 or 13328, three 168D and four 756D.	23 00
129E	493	Shuttle Race Screw.....	04
438G	494	" " Set Screw.....	06
11263	—	" Spring Guide.....	1 80
233D	493	" " " Screw.....	02
2102	492	Tension Disc.....	05
1560G	494	" Regulating Thumb Nut.....	04
413	494	" Screw Stud.....	10
2103	492	" Spring.....	03
11264	—	Thread Guide for side of arm.....	1 20
207	493	" " Screw.....	02
11149	488	" Take-up Crank.....	80
3094	492	" " " Wedge.....	10
690E	493	" " " " Screw.....	05
11265	—	" " Lever.....	1 95
775E	493	" " " Cap Screw.....	06
11202	492	" " " Hinge Pin.....	05
11203	—	" " " Link.....	25
11204	492	" " " " Hinge Pin....	15
446G	494	" " " " " " Set Screw.....	03
11266	—	Thread Take-up Lever 11265 with 11202 and 11203.....	2 30
11139	492	Thread Take-up Spring.....	03
7336	492	" " " Regulator.....	25
446G	494	" " " " Set Screw	03
11205	492	" " " Thread Eyelet.....	03
233D	493	" " " " " Screw	02
11262	2237	Throat Plate for 11228.....	5 50
13361	2238	" " " 13360.....	5 50
13400	2237	" " " 13399.....	5 50
13461	2236	" " " 13460.....	5 50
691	493	" " Screw.....	04
13319	495	Drip Pan with two 13320 and six 1 in. wire nails.....	50
13320	495	Drip Pan Slide.....	15

## No. 41-7 MACHINE.

SEVEN NEEDLES, SEVEN SHUTTLES.

The parts of this Machine are the same as used on the 41-6 Machine,  
with the exception of those affected by the addition of the  
extra Needle and Shuttle, as follows:

NOTE:—When ordering parts for this Machine which differ in  
gauge or distance between seams, the gauge or  
distance between seams must be  
stated on all orders.

No.	Plate	Name	Each
11267	—	Arm Spool Bracket.....	\$1 15
11268	—	" " " 11267 with seven each	
		190D, 11211 and 13321.....	2 75
11269	—	Arm Tension Bracket.....	1 65
11270	—	" " " 11269 with seven each	
		233D, 413, 446G, 1560G, 2103, 7336, 11139	
		11205 and fourteen 2102.....	6 00
11271	2239	Feed Dog.....	2 50
13428	2238	" ".....	2 50
33060	2342	" ".....	2 50
11272	—	Needle Clamp with seven 460.....	5 00
11273	2316	Presser Foot with 171D, for general work...	3 00
11274	2315	" " " " (tube).....	5 00
33047	2313	" " " " (strip folding) leav- ing out the first, second and third needles from the left hand side.....	6 25
11275	—	Shuttle Driver with two 445C.....	11 00
11276	—	Shuttle Race complete, Nos. 2049, either 11173, 11189 or 11259, either 11174, 11194 or 11260, 11190, 11191, 11193, either 13326, 13327 or 13328, three 168D and four 756D.	24 50
11279	—	Shuttle Spring Guide.....	1 90
11280	—	Thread Guide for side of arm.....	1 35
11281	—	" Take-up Lever.....	2 05
11282	—	" " " 11281 with 11202 and 11203.....	2 40
11278	2239	Throat Plate for 11271.....	6 00
13429	2238	" " " 13428.....	6 00
33061	2342	" " " 33060.....	6 00

## No. 41-8 MACHINE.

EIGHT NEEDLES, EIGHT SHUTTLES.

The parts of this Machine are the same as used on the 41-6 Machine, with the exception of those affected by the addition of the extra Needles and Shuttles, as follows:

NOTE:—When ordering parts for this Machine which differ in gauge or distance between seams, the gauge or distance between seams must be stated on all orders.

No.	Plate	Name	Each
11283	---	Arm Spool Bracket.....	\$1 20
11284	---	“ “ “ 11283 with eight each	
		190b, 11311 and 13321.....	3 00
11285	---	Arm Tension Bracket.....	1 75
11286	---	“ “ “ 11285 with eight each	
		233b, 413, 446c, 1560c, 2103, 7336, 11139, 11205 and sixteen 2102.....	6 75
11287	2239	Feed Dog.....	2 75
13438	2240	“ “.....	2 75
11288	---	Needle Clamp with eight 460.....	5 50
11289	2319	Presser Foot with 171b, for general work...	3 25
11290	2317	“ “ “ “ (tube).....	5 25
33048	2320	“ “ “ “ (hinged) for general work.....	5 25
33050	2318	Presser Foot with 171b (tube) for four strips	5 50
11291	---	Shuttle Driver with two 445c.....	12 00
11292	---	Shuttle Race complete, Nos. 2049, either 11173, 11189 or 11259, either 11174, 11194 or 11260, 11190, 11191, 11193, either 13326, 13327 or 13328, three 168b and four 756b.....	26 00
11295	---	Shuttle Spring Guide.....	2 00
11296	---	Thread Guide for side of arm.....	1 50
11297	---	“ Take-up Lever.....	2 15
11298	---	“ “ “ 11297 with 11202 and 11203.....	2 50
11294	2239	Throat Plate for 11287.....	6 50
13439	2240	“ “ “ 13438.....	6 50

## No. 41-9 MACHINE.

NINE NEEDLES, NINE SHUTTLES.

The parts of this Machine are the same as used on the 41-6 Machine, with the exception of those affected by the addition of the extra Needles and Shuttles, as follows:

NOTE:—When ordering parts for this Machine which differ in gauge or distance between seams, the gauge or distance between seams must be stated on all orders.

No.	Plate	Name	Each
11299	---	Arm Spool Bracket.....	\$1 20
11300	---	“ “ “ 11299 with nine each	
		190b, 11211 and 13321.....	3 25
11301	---	Arm Tension Bracket.....	1 85
11302	---	“ “ “ 11301 with nine each	
		233b, 413, 446c, 1560c, 2103, 7336, 11139, 11205 and eighteen 2102.....	7 50
11303	2240	Feed Dog.....	3 00
11304	---	Needle Clamp with nine 460.....	6 00
11305	2321	Presser Foot with 171b, for general work...	3 50
11306	2322	“ “ “ “ (tube).....	5 50
11307	---	Shuttle Driver with two 445c.....	13 00
11308	---	Shuttle Race complete, Nos. 2049, either 11173, 11189 or 11259, either 11174, 11194, or 11260, 11190, 11191, 11193, either 13326, 13327 or 13328, three 168b and four 756b.....	27 50
11311	---	Shuttle Spring Guide.....	2 10
11312	---	Thread Guide for side of arm.....	1 65
11313	---	“ Take-up Lever.....	2 25
11314	---	“ “ “ 11313 with 11202 and 11203.....	2 60
11310	2240	Throat Plate for 11303.....	7 00

## No. 41-10 MACHINE.

TEN NEEDLES, TEN SHUTTLES.

The parts of this Machine are the same as used on the 41-6 Machine, with the exception of those affected by the addition of the extra Needles and Shuttles, as follows:

NOTE:—When ordering parts for this Machine which differ in gauge or distance between seams, the gauge or distance between seams must be stated on all orders.

No.	Plate	Name	Each
11315	—	Arm Spool Bracket.....	\$1 25
11316	—	“ “ “ 11315 with ten each 190b, 11211 and 13321.....	3 50
11317	—	Arm Tension Bracket.....	1 95
11318	—	“ “ “ 11317 with ten each 233b, 413, 446c, 1560c, 2103, 7336, 11439, 11205 and twenty 2102.....	8 25
11319	2241	Feed Dog.....	3 25
11320	—	Needle Clamp with ten 460.....	6 50
11321	2324	Presser Foot with 171b, for general work..	3 75
11322	2325	“ “ “ “ (tube).....	5 75
33051	2326	“ “ “ “ “ for five strips..	6 00
33052	2323	“ “ “ “ “ with five flat grooves, for strips.....	5 75
11323	—	Shuttle Driver with two 445c.....	14 00
11324	—	Shuttle Race complete, Nos. 2049, 11190, 11191, 11193, 11259, 11260, 13328, three 168b and four 756b.....	29 00
11327	—	Shuttle Spring Guide.....	2 20
11328	—	Thread Guide for side of arm.....	1 80
11329	—	“ Take-up Lever.....	2 35
11330	—	“ “ “ 11329 with 11202 and 11203.....	2 70
11326	2241	Throat Plate for 11319.....	7 50

## No. 41-11 MACHINE.

ELEVEN NEEDLES, ELEVEN SHUTTLES.

The parts of this Machine are the same as used on the 41-6 Machine, with the exception of those affected by the addition of the extra Needles and Shuttles, as follows:

NOTE:—When ordering parts for this Machine which differ in gauge or distance between seams, the gauge or distance between seams must be stated on all orders.

No.	Plate	Name	Each
11331	—	Arm Spool Bracket.....	\$1 25
11332	—	“ “ “ 11331 with eleven each 190b, 11211 and 13321.....	3 75
11333	—	Arm Tension Bracket.....	2 05
11334	—	“ “ “ 11333 with eleven each 233b, 413, 446c, 1560c, 2103, 7336, 11439, 11205 and twenty-two 2102.....	9 00
11335	2241	Feed Dog.....	3 50
11336	—	Needle Clamp with eleven 460.....	7 00
11337	2327	Presser Foot with 171b, for general work..	4 00
11338	2328	“ “ “ “ (tube).....	6 00
11339	—	Shuttle Driver with two 445c.....	15 00
11340	—	Shuttle Race complete, Nos. 2049, 11190, 11191, 11193, 11259, 11260, 13328, three 168b and four 756b.....	30 50
11343	—	Shuttle Spring Guide.....	2 30
11344	—	Thread Guide for side of arm.....	1 95
11345	—	“ Take-up Lever.....	2 45
11346	—	“ “ “ 11345 with 11202 and 11203.....	2 80
11342	2241	Throat Plate for 11335.....	8 00

From the library of: Diamond Needle Corp

## No. 41-12 MACHINE.

TWELVE NEEDLES, TWELVE SHUTTLES.

The parts of this Machine are the same as used on the 41-6 Machine, with the exception of those affected by the addition of the extra Needles and Shuttles, as follows:

NOTE:—When ordering parts for this Machine which differ in gauge or distance between seams, the gauge or distance between seams must be stated on all orders.

No.	Plate	Name	Each
11347	—	Arm Spool Bracket.....	\$1 25
11348	484	“ “ “ 11347 with twelve each 190b, 11211 and 13321 .....	4 00
11349	—	Arm Tension Bracket.....	2 20
11350	484	“ “ “ 11349 with twelve each 233b, 413, 446c, 1560c, 2163, 7330, 11139, 11205 and twenty-four 2102.....	9 75
13301	489	Feed Dog.....	3 75
13302	489	Needle Clamp with twelve 460 .....	7 50
13303	489	Presser Foot with 171b, for general work...	4 25
13304	2329	“ “ “ “ (tube).....	6 25
33053	2330	“ “ “ “ for double strip folding, leaving out the first and second needles from the left hand side and the first and sixth needles from the right hand side.....	7 50
13305	487	Shuttle Driver with two 445c.....	16 00
13306	487	Shuttle Race complete, Nos. 2049, 11190, 11191, 11193, 11259, 11260, 13328, three 168b and four 756b.....	32 00
13313	487	Shuttle Spring Guide.....	2 40
13314	490	Thread Guide for side of arm.....	2 10
13315	—	“ Take-up Lever.....	2 55
13316	490	“ “ “ 13315 with 11202 and 11203 .....	2 90
13312	489	Throat Plate for 13301 .....	8 50

## ATTACHMENTS AND ACCESSORIES.

No.	Plate	Name	Each
13374	2345	Cop Insertor Centering Guide.....	\$ 20
13375	2348	“ “ Handle (wood).....	08
13376	2345	“ “ Presser.....	50
13377	2345	“ “ “ Spring .....	03
13373	2348	“ “ complete, Nos. 13374 to 13377.	75
25955	2348	Oiler with 25956.....	15
25956	2348	“ Spout, 8½ in. long .....	07
26026	2348	Screw Driver (machine).....	10
26485	2348	“ “ (shuttle tension).....	05
10874	2348	Tweezers, 4 in. long.....	10
11140	486	Wrench for 1513, 1518 and 1597.....	20
8908	486	“ “ 1520.....	08

## QUILTER.

No.	Plate	Name	Each
26882	2349	Quilter Clamp with two 202, for 26884.....	\$ 60
202	493	“ “ Set Screw.....	02
26883	2349	“ Gauge for 26884.....	40
202	493	“ “ Set Screw.....	02
26884	2349	“ complete, Nos. 26882 and 26883....	1 00

## STRIP FOLDERS.

No.	Plate	Name	Each
26885	2349	Strip Folder.....	\$3 00
26886	2349	“ “ with two guides, for steels....	2 75

## UNDER STRIP GUIDE (Adjustable).

No.	Plate	Name	Each
13347	2349	Under Strip Guide (right).....	\$ —
13348	2349	“ “ “ (left).....	—
13349	2349	“ “ “ Plate.....	—
337b	493	“ “ “ Screw.....	02
13350	—	“ “ “ (adjustable) complete, Nos. 13347 to 13349 and two 337b.....	3 00

## TAPE HOLDERS.

### TAPE HOLDER (10 in. Disc.)

FOR ONE LARGE ROLL OF TAPE.

No.	Plate	Name	Each
26066	989	Bracket Wire.....	\$ -
26067	—	" " 26066 with 26068 and 26072..	60
26068	989	Disc .....	15
26069	989	" Hub.....	—
26070	—	" " Rivet.....	—
26071	—	" 26068 with 26069 and three 26070.....	40
26064	2348	Foot with 736D and three wood screws 1 in. No. 12.....	20
	736D	494 Foot Screw.....	10
26072	989	Tape Guide .....	—
26073	492	Tension Adjusting Collar with 286D.....	15
	286D	493 " " " Thumb Screw...	10
13211	492	" " Spring.....	02
26074	989	Tape Holder complete, Nos. 13211, 26067, 26071 and 26073 .....	1 25
26343	—	Tape Holder 26074 with 26064.....	1 45
	736D	494 " " Screw for 41-3 to 41-5 Machines	10
	168D	493 " " " " 41-6 " 41-12 "	04

### TAPE HOLDER, Double (6 in. and 8 in. Discs.)

FOR ONE SMALL AND ONE LARGE ROLL OF TAPE.

No.	Plate	Name	Each
26910	2341	Bracket Wire for 26911.....	\$ -
26911	—	" " 26910 with 26914 and 26918..	60
26912	2341	" " for 26913.....	—
26913	—	" " 26912 with 26915 and 26919..	60
26914	2341	Disc (6 in.).....	15
26915	2341	" (8 " ).....	15
26069	989	" Hub .....	—
26070	—	" " Rivet.....	—
26916	2341	" 26914 with 26069 and three 26070.....	40
26917	2341	" 26915 " " " " " " " "	40
26064	2348	Foot with 736D and three wood screws 1 in. No. 12.....	20
	736D	494 Foot Screw.....	10
26918	2341	Tape Guide for 26911.....	—
26919	2341	" " " 26913.....	—
26920	2341	" Separating Disc (8 in.).....	15

## Tape Holders. 31

No.	Plate	Name	Each
26073	492	Tension Adjusting Collar with 286D.....	\$ 15
	286D	493 " " " Thumb Screw...	10
13211	492	" " Spring.....	02
26921	2341	Tape Holder (double) complete, Nos. 26911, 26913, 26916, 26917 and two each 13211 and 26073.....	2 30
26922	—	Tape Holder 26921 with 26064.....	2 50
	736D	494 " " Screw for 41-3 to 41-5 Machines	10
	168D	493 " " " " 41-6 " 41-12 "	04

## KNEE LIFTER PARTS.

(POWER TABLE.)

No.	Plate	Name	Each
13308	486	Bell Crank with 445C and 12232.....	\$ 25
13309	486	" " Hinge Bracket.....	50
	135D	493 " " " " Screw.....	05
2932	486	" " " Pin.....	08
	445C	494 " " Set Screw.....	03
13311	492	" " Spring.....	05
12237	495	Lifting Lever with 448C.....	25
12239	485	" " Connecting Rod.....	10
	76D	493 " " " " Hinge Screw	06
12232	492	" " " " Stud.....	03
	802D	494 " " Hinge Screw.....	10
12241	492	" " Link .....	10
	766D	493 " " " Hinge Screw.....	05
12240	492	" " Pin.....	05
	448C	494 " " " Set Screw.....	03
2763	495	Rock Shaft.....	10
2764	495	" " Hanger with two wood screws 1 in. No. 10.....	08
2765	495	Rock Shaft Knee Arm.....	10
2768	—	" " " " 2765 with 2766 & 2767	40
2766	495	" " " " Hub with 356C.....	15
	356C	494 " " " " " Set Screw.....	06
2767	495	" " " " Plate with 356C.....	18
	356C	494 " " " " " Set Screw.....	06
6337	495	" " Lifting Bracket with two 356C.	20
12243	495	" " " " Hook.....	15
	356C	494 " " " " " Set Ser...	06
	356C	494 " " " " " Set Screw....	06
2770	495	" " Stop Dog with 356C.....	12
	356C	494 " " " " " Set Screw .....	06
13317	495	" " complete, No. 2763 with 2768, 2770, 6337, 12243 and two 2764.....	1 00
13318	—	Knee Lifter complete, Nos. 76D, 766D, 802D, 2932, 12237, 12239 to 12241, 13308, 13309, 13311, 13317 and two 135D.....	2 50

From the library of: Diamond Needle Corp



## UNDER DRIVER.

LEVER PRESSURE, RIGHT HAND (Oil Controlling Pulley).

No.	Plate	Name	Each
27508	362	Belt Guard.....	08
3560	494	" " Screw.....	06
2018	1101	" " Washer.....	01
27509	362	Cone Pulley, three speed, 2½ in., 3½ in. and 5¼ in. diam., with 27473.....	60
27473	1101	Cone Pulley Centre Bearing.....	08
27474	363	Dress Guard (right hand).....	08
138E	1101	" " Screw.....	05
27630	362	Driving Pulley, 6 in. diam., with 955c, 27476 and two 7958.....	60
27476	—	Driving Pulley Friction Ring (leather).....	05
7958	492	" " " " Stop Pin.....	01
27631	1101	" " Hollow Stud with 27600.....	15
27600	1101	" " " " Position Stud.....	02
3560	494	" " " " Set Screw.....	06
27632	—	" " " " Wick.....	01
27633	—	" " " " Wire with 27632.....	05
955c	1101	Driving Pulley Screw Centre Bearing.....	08
7958	492	" " " " Dowel Pin.....	01
27634	362	Frame.....	60
27529	362	Lever.....	25
27483	1101	" Brake Spring.....	02
27497	1101	" " Strip (leather).....	02
12178	1101	" Centre Plug (wood).....	01
427E	1101	" " " Adjusting Screw.....	08
15080	1101	" " " " Nut.....	06
27485	1101	" Hinge Pin.....	01
27635	362	Oil Cup.....	25
145E	493	" " Screw.....	04
27070	363	Shaft Driving Pulley, 10 in. diam., grooved, 1½ in. bore, sectional, with two 597c.....	15
597c	494	Shaft Driving Pulley Clamping Screw.....	08
27636	363	Treadle.....	30
9082	1101	" Bearing Cotter Pin.....	01
27637	362	" Pitman Rod (lower).....	05
27638	1101	" " " " Spring.....	03
27639	362	" " " " (upper).....	05
9079	362	" " " Clamp with 354c.....	12
354c	1101	" " " " Screw.....	06
27640	362	" " complete, Nos. 2762, 9079 and 27637 to 27639.....	35
27642	—	Treadle 27636 with 2878, 9082 and four wood screws 1 in. No. 16.....	45

## Under Driver.

88

No.	Plate	Name	Each
2762	2345	Treadle Stop Collar with 362.....	\$ 10
362	494	" " " Set Screw.....	05
2878	363	" Stand.....	15
27643	—	Treadle and Pitman complete, Nos. 27640 and 27642.....	80
27644	—	Transmitter complete for 27645, Nos. 138E, 427E, 15080, 2018, 12178, 27474, 27483, 27485, 27497, 27508, 27509, 27529, 27630, 27631, 27633 to 27635, two each 145E, 3560 and four wood screws 1½ in. No. 16.....	3 00
27645	—	Under Driver, lever pressure, three speed, complete, Nos. 27070, 27643 and 27644.....	4 00

## OBSOLETE PARTS.

No.	Plate	Name	Each
*11101	—	Arm with 11104, for 41-3 to 41-5 Machines.....	\$15 00
11103	483	" Shaft for 41-3 to 41-5 Machines.....	1 50
11244	2344	" " " 11246 for 41-3 to 41-5 Machines.....	1 50
11102	491	Arm Side Cap.....	10
13352	485	" " ".....	10
11105	—	" Spool and Tension Bracket for 11106.....	1 55
11106	—	" " " " 11105 with three each 233D, 413, 446c, 1560c, 2103, 7336, 11107, 11139, 11205, 11241 and six 2102, for 41-3 Machine.....	3 75
13329	—	Arm Spool and Tension Bracket for two spools for 13330.....	1 50
13330	—	Arm Spool and Tension Bracket 13329 with two each 233D, 413, 446c, 1560c, 2103, 7336, 11107, 11139, 11205, 11241 and four 2102.....	3 00
11123	—	Bed Latch Pin Head Pin, use 2269.....	01
11251	491	Cop Inserter Centering Guide.....	—
8250	491	" " " " Spring.....	02
337D	493	" " " " Stop Screw.....	02
11252	483	" " Handle (wood).....	—
11253	491	" " Presser.....	—
11250	483	" " complete, Nos. 337D, 8250 and 11251 to 11253, use 13373.....	50
11128	483	Crank Connecting Rod for 41-3 to 41-5 Machines.....	1 00
*4349	—	Crank Connecting Rod Cap for 11128.....	15
11246	485	Needle Bar Crank, small shaft hole, for 11244.....	40
11157	—	Needle Clamp Pin, use 2269.....	01

From the library of: Diamond Needle Corp

No.	Plate	Name	Each
11168	485	Oscillating Rock Shaft with 11165, for 41-3 to 41-5 Machines.....	\$1 75
11165	492	Oscillating Rock Shaft Oil Pad.....	01
11158	483	“ Shaft for 41-3 to 41-5 Machines.....	50
11159	—	“ “ Crank for 11160.....	40
11160	—	“ “ “ 11159 with 1518E and 1878, for 11161.....	75
11161	485	Oscillating Shaft Crank 11160 with two 453c, for 41-3 to 41-5 Machines.....	80
11243	—	Oscillating Shaft Crank for 11247.....	50
11247	—	“ “ “ 11243 with 1513c and 1885, for 11248.....	90
11248	483	Oscillating Shaft Crank 11247 with two 453c, for 11242.....	95
13325	—	Oscillating Shaft Crank 13324 with 1513c and 1885, for 13381.....	90
13381	—	Oscillating Shaft Crank 13325 with two 453c, use 13416.....	90
1878	494	Oscillating Shaft Crank Roller and Screw Stud with 404b and 11162, for 11160.....	35
404b	493	Oscillating Shaft Crank Roller Cap Screw for 1878.....	02
11162	491	Oscillating Shaft Crank Roller Cap Screw Washer for 1878.....	03
1885	494	Oscillating Shaft Crank Roller and Screw Stud with 190b, 1054 and 5968, for 11247 and 13325.....	40
1513b	494	Oscillating Shaft Crank Roller and Screw Stud Nut for 1885.....	05
1518E	494	Oscillating Shaft Crank Roller and Screw Stud Nut for 1878.....	04
11201	2345	Thread Take-up Lever Cap Screw Washer.....	03

## NUMERICAL LIST.

No.	Plate	Name	Each
76D	493	Lifting Lever Connecting Rod Hinge Screw for 13318.....	\$ 06
107D	493	Arm Top Cover Screw.....	03
123E	493	“ Screw.....	06
129E	493	Shuttle Race Screw.....	04
135D	493	Bell Crank Hinge Bracket Screw for 13318.....	05
138E	1101	Dress Guard Screw for 27644.....	05
144D	493	Arm Shaft Screw.....	08
145E	493	Crank Connecting Rod Cap Screw.....	04
145E	493	Feed Eccentric Connection Cap Screw.....	04
145E	493	Oil Cup Screw for 27644.....	04
155C	493	Needle Bar Connecting Stud Set Screw.....	03
159D	493	Arm Spool Bracket Screw for 41-6 to 41-12 Machines.....	03
168D	493	Shuttle Race Hinge Plate Screw.....	04
168D	493	Tape Holder Screw for 41-6 to 41-12 Machines.....	04
171D	493	Presser Foot Clamping Screw.....	03
190D	493	Arm Spool Bracket Thread Eyelet Screw for 41-6 to 41-12 Machines.....	03
190D	493	Balance Wheel Stop Latch Spring Screw.....	03
190D	493	Face Plate Screw.....	03
190D	493	Feed Dog Screw.....	03
190D	493	Oscillating Shaft Crank Slide Block Cap Screw for 5868.....	03
202	493	Quilter Clamp Set Screw for 26882.....	02
202	493	“ Gauge “ “ “ “.....	02
207	493	Thread Guide Screw.....	02
219	493	Arm Side Cap Screw.....	02
233D	493	Shuttle Spring Guide Screw.....	02
233D	493	Thread Take-up Spring Thread Eyelet Screw.....	02
286D	493	Tension Adjusting Collar Thumb Screw for 26073.....	10
304E	494	Feed Lifting Rock Shaft Screw Centre.....	06
304C	494	“ Rock Shaft Screw Centre.....	06
337D	493	Cop Insertor Centering Guide Stop Screw for 11250, obsolete.....	02
337D	493	Under Strip Guide Screw for 13350.....	02
354C	1101	Treadle Pitman Rod Clamp Screw for 9079.....	06
356C	494	Belt Guard Screw for 27644.....	06
356C	494	Driving Pulley Hollow Stud Set Screw for 27644.....	06
356C	494	Rock Shaft Knee Arm Hub Set Screw for 2766.....	06
356C	494	“ “ “ Plate Set Screw for 2767.....	06
356C	494	“ “ Lifting Bracket Hook Set Screw for 6337.....	06
356C	494	Rock Shaft Lifting Bracket Set Screw for 6337.....	06
356C	494	“ “ Stop Dog Set Screw for 2770.....	06
362	494	Treadle Stop Collar Set Screw for 2762.....	05

## Numerical List of Parts.

No.	Plate	Name	Each
376E	493	Bed Side Cover Ferrule Screw.....	\$ 05
389	493	Feed Eccentric Connection Stud Cap Screw.	04
400	493	Needle Bar Guide Adjusting Screw.....	02
401E	493	“ “ “ Plate Screw.....	02
404D	493	Oscillating Shaft Crank Roller Cap Screw for 1878, obsolete.....	02
413	494	Tension Screw Stud.....	10
427E	1101	Lever Centre Plug Adjusting Screw for 27644.	08
438C	494	Shuttle Race Set Screw.....	06
442O	494	Feed Bar Hinge Pin Set Screw.....	03
445O	494	Bell Crank Set Screw for 13308.....	03
445C	494	Feed Rock Shaft Regulator Crank Set Screw.	03
445O	494	Shuttle Driver Set Screw.....	03
446C	494	Arm Shaft Bushing (back) Set Screw.....	03
446C	494	Feed Eccentric Set Screw.....	03
446C	494	Oscillating Rock Shaft Hinge Pin Set Screw.	03
446C	494	Thread Take-up Lever Link Hinge Pin Set Screw.....	03
446C	494	Thread Take-up Spring Regulator Set Screw.	03
448C	494	Balance Wheel Set Screw.....	03
448O	494	Lifting Lever Pin Set Screw for 12237.....	03
453C	494	Feed Lifting Rock Shaft Crank Set Screw...	02
453C	494	Oscillating Shaft Crank Set Screw.....	02
453C	494	Presser Bar Spring Bracket Set Screw.....	02
456C	494	Needle Bar Guide Set Screw.....	02
460	494	“ Set Screw.....	02
565O	493	Crank Connecting Rod Hinge Screw.....	12
597C	494	Shaft Driving Pulley Clamping Screw for 27070.....	08
688E	494	Pressure Regulating Thumb Screw.....	25
689O	493	Presser Bar Lifter Screw.....	10
690E	493	Thread Take-up Crank Wedge Screw.....	05
691	493	Bed Catch Screw.....	04
691	493	Throat Plate Screw.....	04
692D	494	Arm Spool and Tension Bracket Screw for 41-3 to 41-5 Machines.....	10
692D	494	Arm Tension Bracket Screw for 41-6 to 41-12 Machines.....	10
692D	494	Balance Wheel Stop Latch Bracket Screw...	10
697O	494	Feed Eccentric Connection Stud.....	35
736D	494	Tape Holder Foot Screw for 26064.....	10
736D	494	“ “ Screw for 41-3 to 41-5 Machines	10
744C	494	Bed Frame Hinge Screw.....	15
748E	493	Arm Screw (long).....	08
749	2346	Shuttle Tension Regulating Screw for 11177, 11178, 13339 and 13378.....	05
756D	493	Shuttle Race Loop Separator Screw.....	02
756D	493	“ “ Protector Plate Screw.....	02
765O	494	Balance Wheel Position Screw.....	05
766D	493	Lifting Lever Link Hinge Screw for 13318...	05

## Numerical List of Parts.

37

No.	Plate	Name	Each
768	2346	Shuttle Tension Regulating Screw for 11179 and 13410.....	\$ 02
775E	493	Thread Take-up Lever Cap Screw.....	06
776E	493	Needle Bar Plug Screw for 41-6 to 41-12 Ma- chines.....	08
794E	493	Needle Bar Connecting Link Adjusting Screw	05
802D	494	Lifting Lever Hinge Screw for 13318.....	10
955C	1101	Driving Pulley Screw Centre Bearing for 27630.....	08
1054C	493	Oscillating Shaft Crank Slide Block Screw Stud for 5868.....	20
1508C	1101	Lever Centre Plug Adjusting Screw Nut for 27644.....	06
1513C	494	Crank Connecting Rod Hinge Screw Nut....	05
1513C	494	Feed Lifting Rock Shaft Screw Centre Nut...	05
1513C	494	“ Rock Shaft Screw Centre Nut.....	05
1513C	494	Oscillating Shaft Crank Roller and Screw Stud Nut for 1885, obsolete.....	05
1513C	494	Oscillating Shaft Crank Slide Block Screw Stud Nut.....	05
1518E	494	Feed Eccentric Connection Stud Nut.....	04
1518E	494	Oscillating Shaft Crank Roller and Screw Stud Nut for 1878, obsolete.....	04
1520E	494	Presser Bar Lifter Screw Nut.....	03
1560C	494	Tension Regulating Thumb Nut.....	04
1590C	492	Bed Frame Hinge Screw Nut.....	08
1597D	494	Shuttle Race Latch Pin Lock Nut for 11191...	04
1598D	492	“ “ “ “ Thumb Nut for 11191	10
1813	494	Feed Lifting Rock Shaft Roller and Stud....	20
1878	494	Oscillating Shaft Crank Roller and Screw Stud with 404D and 11162, for 11160, ob- solete.....	35
1885	494	Oscillating Shaft Crank Roller and Screw Stud with 190D, 1054 and 5968, for 11247 and 13325, obsolete.....	40
2018	1101	Belt Guard Screw Washer for 27644.....	01
2018	491	Feed Eccentric Connection Stud Nut Washer.	01
2049	488	Shuttle Driver Supporting Shaft Pin.....	01
2049	488	“ Race Hinge Plate Pin.....	01
2062	485	Presser Bar Lifter.....	20
2102	492	Tension Disc.....	05
2103	492	“ Spring.....	08
2117	492	Oscillating Shaft Crank Pin.....	01
2117	492	Shuttle Driver Pin.....	01
2269	2345	Bed Latch Pin Head Pin for 11120.....	01
2269	2345	Needle Clamp Pin.....	01
2762	2345	Treadle Stop Collar with 362, for 27640.....	10
2763	495	Rock Shaft for 13317.....	10
2764	495	“ “ Hanger with two wood screws 1 in. No. 10, for 13317.....	08

No.	Plate	Name	Each
2765	495	Rock Shaft Knee Arm for 2768.....	\$ 10
2766	495	“ “ “ “ Hub with 356c, for 2768 .....	15
2767	495	Rock Shaft Knee Plate with 356c, for 2768.	18
2768	—	“ “ “ Arm 2765 with 2766 and 2767, for 13317.....	40
2770	495	Rock Shaft Stop Dog with 356c, for 13317..	12
2878	363	Treadle Stand for 27642.....	15
2932	486	Bell Crank Hinge Pin for 13318.....	08
3012	492	Needle Bar Crank Pin.....	01
3094	492	Thread Take-up Crank Wedge.....	10
* 4349	—	Crank Connecting Rod Cap for 11128, obsolete.....	15
4389	492	Arm Dowel Pin.....	02
4448	2345	“ Oil Tube for intermediate bearing .....	06
5868	2345	Oscillating Shaft Crank Slide Block 9119 with 190b, 1054c and 5968.....	60
5968	488	Oscillating Shaft Crank Slide Block Cap Screw Washer for 5868.....	02
6337	495	Rock Shaft Lifting Bracket with two 356c, for 13317.....	20
7336	492	Thread Take-up Spring Regulator.....	25
7958	492	Driving Pulley Friction Ring Stop Pin for 27630 .....	01
7958	492	Driving Pulley Screw Centre Bearing Dowel Pin for 27630.....	01
8250	491	Cop Inserter Centering Guide Spring for 11250, obsolete.....	02
8582	492	Arm Dowel Pin (long).....	02
8908	486	Wrench for 1520 (A. & A.).....	08
9079	362	Treadle Pitman Rod Clamp with 354c, for 27640 .....	12
9082	1101	Treadle Bearing Cotter Pin for 27642.....	01
9119	2345	Oscillating Shaft Crank Slide Block for 5868 .....	35
10874	2348	Tweezers, 4 in. long (A. & A.).....	10
*11101	—	Arm with 11104, for 41-3 to 41-5 Machines, obsolete.....	15 00
11102	491	Arm Side Cap, obsolete.....	10
11103	483	“ Shaft for 41-3 to 41-5 Machines, obsolete	1 50
*11104	—	“ “ Bushing (front).....	20
11105	—	“ Spool and Tension Bracket for 11106, obsolete.....	1 55
11106	—	Arm Spool and Tension Bracket 11105 with three each 233b, 413, 446c, 1560c, 2103, 7336, 11107, 11139, 11205, 11241 and six 2102, for 41-3 Machine, obsolete.....	3 75
11107	486	Arm Spool and Tension Bracket Spool Pin for 41-3 to 41-5 Machines.....	10
11108	485	Arm Top Cover .....	10
*11109	—	“ with 11104, for 41-3 to 41-5 Machines.	15 00

No.	Plate	Name	Each
11110	483	Balance Wheel, 3 in. pulley, with 448c and 765c.....	\$1 00
11111	491	Balance Wheel Stop Latch.....	30
11112	485	“ “ “ “ Bracket.....	1 00
11113	492	“ “ “ “ Hinge Pin.....	05
11114	491	“ “ “ “ Spring.....	03
*11115	—	Bed for 41-3 to 41-5 Machines.....	15 00
11116	491	“ Catch.....	15
11117	2344	“ Frame complete, Nos. 11120, two each 744c, 1590c, 11118 and five wood screws 1¼ in. No. 12.....	3 00
11118	2345	Bed Frame Cushion (leather) for 11117.....	—
11119	2345	Arm Oil Tube (front of arm) with 29599....	06
11120	491	Bed Latch complete, Nos. 2269, 11121, 11122 and 11124.....	55
11121	491	Bed Latch Pin for 11120.....	30
11122	491	“ “ “ Head for 11120.....	20
11123	—	“ “ “ “ Pin, obsolete, use 2269	01
11124	491	“ “ Spring for 11120.....	03
11124	491	Shuttle Race Latch Pin Spring for 11191...	03
11125	2344	Bed Side Cover .....	75
11126	491	“ “ “ Ferrule.....	10
11127	—	Arm Spool and Tension Bracket for 11132..	1 55
11128	483	Crank Connecting Rod for 41-3 to 41-5 Machines, obsolete.....	1 00
11129	—	Face Plate for 13447 .....	1 00
11130	486	Feed Bar for 41-3 to 41-5 Machines.....	1 50
11131	486	“ “ Hinge Pin for 41-3 to 41-5 Machines.....	10
11132	—	Arm Spool and Tension Bracket 11127 with three each 233b, 413, 446c, 1560c, 2103, 7336, 11107, 11139, 11205, 11241 and six 2102, for 41-3 Machine.....	3 75
11133	485	Feed Eccentric with 446c.....	40
11134	490	Thread Take-up Lever 11200 with 11202 and 11203, for 41-3 Machine .....	2 00
11135	483	Feed Eccentric Connection.....	1 25
*11136	—	“ “ “ Cap for 11135....	—
11137	491	“ “ “ Stud Cap Screw Washer .....	10
11138	490	Feed Dog for 41-3 Machine.....	1 50
11139	492	Thread Take-up Spring.....	03
11140	486	Wrench for 1513, 1518 and 1597 (A. & A.)..	20
11141	485	Feed Lifting Rock Shaft Crank (forked) with two 453c.....	75
11142	483	Feed Lifting Rock Shaft with two 1813, for 41-3 to 41-5 Machines .....	1 50
11143	483	Feed Rock Shaft with two 442c, for 13369..	1 35
11144	—	Arm Spool and Tension Bracket for 11147..	1 60
11145	485	Feed Rock Shaft Regulator Crank with 445c	1 00
11146	485	Needle Bar for 41-3 to 41-5 Machines .....	60

## Numerical List of Parts.

No.	Plate	Name	Each
11147	—	Arm Spool and Tension Bracket 11144 with four each 233d, 413, 446c, 1560c, 2103, 7336, 11107, 11139, 11205, 11241 and eight 2102, for 41-4 Machine.....	\$4 50
11148	488	Needle Bar Connecting Link with 794E....	50
11149	488	Thread Take-up Crank.....	80
11150	2232	Throat Plate for 11208.....	4 50
11151	488	Needle Bar Connecting Stud with 155c, for 41-3 to 41-5 Machines.....	35
11152	490	Throat Plate for 11138.....	4 00
11153	488	Needle Bar Guide with 400 and 456c, for 41-3 to 41-5 Machines.....	50
11154	488	Needle Bar Guide Plate.....	60
11155	—	Thread Take-up Lever 11224 with 11202 and 11203, for 41-4 and 41-5 Machines.....	2 20
11156	490	Needle Clamp with three 460, for 41-3 Machine.....	3 00
11157	—	Needle Clamp Pin, obsolete, use 2269.....	01
11158	483	Oscillating Shaft for 41-3 to 41-5 Machines, obsolete.....	50
11159	—	Oscillating Shaft Crank for 11160, obsolete.....	40
11160	—	“ “ “ 11159 with 1518E and 1878, for 11161, obsolete.....	75
11161	485	Oscillating Shaft Crank 11160 with two 453c, for 41-3 to 41-5 Machines, obsolete.....	80
11162	491	Oscillating Shaft Crank Roller Cap Screw Washer for 1878, obsolete.....	03
11163	485	Oscillating Rock Shaft with 11165, for 41-3 to 41-5 Machines, obsolete.....	1 75
11164	485	Oscillating Rock Shaft Hinge Pin.....	50
11165	492	“ “ “ Oil Pad, obsolete..	01
11166	485	Presser Bar.....	40
11167	486	“ “ Spring.....	05
11168	488	“ “ Bracket with 453c.....	35
11169	—	Arm Spool and Tension Bracket for 11171.....	1 65
11170	488	Presser Bar Spring Washer.....	01
11171	484	Arm Spool and Tension Bracket 11169 with five each 233d, 413, 446c, 1560c, 2103, 7336, 11107, 11139, 11205, 11241 and ten 2102, for 41-5 Machine.....	5 25
11172	2242	Presser Foot with 171b, for general work, for 41-3 Machine.....	2 00
11173	487	Shuttle Race Hinge Pin, 2 $\frac{3}{8}$ in. long, for 11188, 11219, 11236, 11258, 11276, 11292 and 11308.....	05
11174	486	Shuttle Race Loop Separator, 2 $\frac{1}{8}$ in. wide, for 11188, 11219, 11236, 11258, 11276, 11292 and 11308.....	40
11175	2232	Throat Plate for 11225.....	5 00

## Numerical List of Parts.

No.	Plate	Name	Each
11176	490	Presser Foot with 171b (tube) for 41-3 Machine.....	\$4 00
11177	2346	Shuttle, 2 $\frac{1}{8}$ in. diam. (thick) right hand, complete, Nos. 749, 11180, 11183, 11184 and 11196, for $\frac{3}{8}$ in. gauge and above....	2 00
11178	2346	Shuttle, 2 $\frac{1}{8}$ in. diam. (flush back) right hand, complete, Nos. 749, 11181, 11183, 11184 and 11277, for $\frac{1}{4}$ in. and $\frac{1}{4}$ in. gauge	2 00
11179	2346	Shuttle, 2 $\frac{1}{8}$ in. diam. (thin) right hand, complete, Nos. 768, 11182, 11184, 11277 and 13338, for $\frac{3}{8}$ in. to 1 $\frac{1}{2}$ in gauge.....	2 00
*11180	—	Shuttle Body for 11177.....	1 75
*11181	—	“ “ “ 11178.....	1 75
*11182	—	“ “ “ 11179.....	1 75
11183	2346	“ Cover for 11177 and 11178.....	30
11184	2346	“ “ Hinge Pin.....	01
*11185	—	Arm with 11104, for 41-6 to 41-12 Machines.....	16 00
11186	487	Shuttle Driver with two 445c, for 41-3 Machine.....	7 00
11187	492	Shuttle Driver Supporting Shaft for 41-6 to 41-12 Machines.....	25
11188	487	Shuttle Race complete, Nos. 2049, 11173 or 11189, 11174 or 11194, 11190, 11191, 11193, 13326 or 13327, three 168d and four 756d, for 41-3 Machine.....	18 50
11189	487	Shuttle Race Hinge Pin, 2 $\frac{3}{8}$ in. long, for 11188, 11219, 11236, 11258, 11276, 11292 and 11308.....	05
11190	487	Shuttle Race Hinge Plate.....	75
11191	488	“ “ Latch complete, No. 11192 with 1598d, 11124 and two 1597d.....	60
11192	488	Shuttle Race Latch Pin for 11191.....	40
11193	488	“ “ “ Steady Pin, per 100	10
11194	490	“ “ Loop Separator, 2 in. wide, for 11188, 11219, 11236, 11258, 11276, 11292, and 11308.....	40
11195	487	Shuttle Spring Guide for 41-3 Machine.....	1 50
11196	2346	“ Tension Spring for 11177.....	15
11197	483	Arm Shaft for 41-6 to 41-12 Machines.....	1 50
11198	490	Bed Slide for 41-3 to 41-5 Machines.....	25
11199	485	Needle Bar Crank.....	40
11200	—	Thread Take-up Lever for 11134.....	1 65
11201	2345	“ “ Cap Screw Washer, obsolete.....	03
11202	492	Thread Take-up Lever Hinge Pin.....	05
11203	—	“ “ “ Link.....	25
11204	492	“ “ “ “ Hinge Pin.....	15
11205	492	“ “ Spring Thread Eyelet....	03
11206	490	“ Guide for side of arm for 41-3 Machine.....	75
11207	—	Arm Spool Bracket for 11209.....	1 10

No.	Plate	Name	Each
11208	2232	Feed Dog for 41-4 Machine.....	\$1 75
11209	---	Arm Spool Bracket 11207 with six each 190b, 11211 and 13321, for 41-6 Machine.....	2 50
11210	---	Needle Clamp with four 460, for 41-4 Mach.	3 50
11211	486	Arm Spool Bracket Thread Eyelet for 41-6 to 41-12 Machines.....	10
11212	2270	Presser Foot with 171b, for general work, for 41-4 Machine.....	2 25
11213	---	Arm Tension Bracket for 11214.....	1 50
11214	---	" " " 11213 with six each 233b, 413, 446c, 1560c, 2103, 7336, 11139, 11205 and twelve 2102, for 41-6 Machine.	5 25
*11215	---	Bed for 41-6 to 41-12 Machines.....	16 00
11216	2265	Presser Foot with 171b (tube) for 41-4 Mach.	4 25
11217	483	Crank Connecting Rod.....	1 00
11218	---	Shuttle Driver with two 445c, for 41-4 Mach.	8 00
11219	---	Shuttle Race complete, Nos. 2049, 11173 or 11189, 11174 or 11194, 11190, 11191, 11193, 13326 or 13327, three 168b and four 756b, for 41-4 Machine.....	20 00
*11220	---	Crank Connecting Rod Cap for 11217.....	---
11221	---	Shuttle Spring Guide for 41-4 Machine.....	1 60
11222	---	Thread Guide, for side of arm, for 41-4 and 41-5 Machines.....	1 05
11223	486	Feed Bar for 41-6 to 41-12 Machines.....	1 50
11224	---	Thread Take-up Lever for 11155.....	1 85
11225	2232	Feed Dog for 41-5 Machine.....	2 00
11226	486	" Bar Hinge Pin for 41-6 to 41-12 Machines.....	10
11227	---	Needle Clamp with five 460, for 41-5 Mach.	4 00
11228	2237	Feed Dog for 41-6 Machine.....	2 25
11229	2299	Presser Foot with 171b, for general work, for 41-5 Machine.....	2 50
11230	483	Feed Lifting Rock Shaft with two 1813, for 41-6 to 41-12 Machines.....	1 50
11231	483	Feed Rock Shaft with two 442c, for 13371..	1 35
11232	485	Needle Bar (hollow) for 41-6 to 41-12 Ma- chines.....	1 25
11233	2287	Presser Foot with 171b (tube) for 41-5 Ma- chine.....	4 50
11234	488	Needle Bar Connecting Stud with 155c, for 41-6 to 41-12 Machines.....	35
11235	---	Shuttle Driver with two 445c, for 41-5 Ma- chine.....	9 00
11236	---	Shuttle Race complete, Nos. 2049, 11173 or 11189, 11174 or 11194, 11190, 11191, 11193, 13326 or 13327, three 168b and four 756b, for 41-5 Machine.....	21 50
11237	488	Needle Bar Guide with 400 and 456c, for 41-6 to 41-12 Machines.....	50

No.	Plate	Name	Each
11238	---	Shuttle Spring Guide for 41-5 Machine.....	\$1 70
11239	---	Needle Clamp with six 460, for 41-6 Machine	4 50
11240	---	No. cancelled, order 2269.	
11241	486	Arm Spool and Tension Bracket Spool Pin Washer (cloth) for 41-3 to 41-5 Ma- chines.....per 100..	25
11241	486	Arm Spool Bracket Spool Pin Washer (cloth) for 41-6 to 41-12 Machines.....per 100..	25
11242	483	Oscillating Shaft for 41-6 to 41-12 Machines	60
11243	---	" " Crank for 11247, obsolete	50
11244	2344	Arm Shaft for 11246 for 41-3 to 41-5 Ma- chines, obsolete.....	1 50
11245	---		
11246	485	Needle Bar Crank, small shaft hole, for 11244, obsolete.....	40
11247	---	Oscillating Shaft Crank 11243 with 1513c and 1885, for 11248, obsolete.....	90
11248	488	Oscillating Shaft Crank 11247 with two 453c, for 11242, obsolete.....	95
11249	485	Oscillating Rock Shaft with 11254.....	1 75
11250	483	Cop Insertor complete, Nos. 337b, 8250 and 11251 to 11253, obsolete, use 13373.....	50
11251	491	Cop Insertor Centering Guide for 11250, obsolete.....	
11252	483	Cop Insertor Handle (wood) for 11250, obsolete.....	
11253	491	Cop Insertor Presser for 11250, obsolete....	
11254	486	Oscillating Rock Shaft Oil Pad.....	04
11255	2311	Presser Foot with 171b, for general work, for 41-6 Machine.....	2 75
11256	2309	Presser Foot with 171b (tube) for 41-6 Machine.....	4 75
11257	---	Shuttle Driver with two 445c, for 41-6 Ma- chine.....	10 00
11258	---	Shuttle Race complete, Nos. 2049, either 11173, 11189 or 11259, either 11174, 11194 or 11260, 11190, 11191, 11193, either 13326, 13327 or 13328, three 168b and four 756b, for 41-6 Machine.....	23 00
11259	487	Shuttle Race Hinge Pin, 2 $\frac{3}{8}$ in. long, for 11258, 11276, 11292, 11308, 11324, 11340 and 13306.....	08
11260	490	Shuttle Race Loop Separator, 2 $\frac{1}{8}$ in. wide, for 11258, 11276, 11292, 11308, 11324, 11340 and 13306.....	80
11261	489	Bed Slide for 41-6 to 41-12 Machines.....	40
11262	2237	Throat Plate for 11228.....	5 50
		Nos. 11263 to 11266 for 41-6 Machine.	
11263	---	Shuttle Spring Guide.....	1 80

From the Library of: Dialectics Needs Corp

## Numerical List of Parts.

No.	Plate	Name	Each
11264	—	Thread Guide for side of arm.....	\$1 20
11265	—	Take-up Lever for 11266.....	1 95
11266	—	“ “ “ 11265 with 11202 and 11203 .....	2 30
Nos. 11267 to 11276 for 41-7 Machine.			
11267	—	Arm Spool Bracket for 11268.....	1 15
11268	—	“ “ “ 11267 with seven each 190D, 11211 and 13321.....	2 75
11269	—	Arm Tension Bracket for 11270.....	1 65
11270	—	“ “ “ 11269 with seven each 233D, 413, 446C, 1560C, 2103, 7336, 11139, 11205 and fourteen 2102.....	6 00
11271	2239	Feed Dog.....	2 50
11272	—	Needle Clamp with seven 460.....	5 00
11273	2316	Presser Foot with 171D, for general work..	3 00
11274	2315	“ “ “ (tube).....	5 00
11275	—	Shuttle Driver with two 445C.....	11 00
11276	—	Shuttle Race complete, Nos. 2049, either 11173, 11189 or 11259, either 11174, 11194 or 11260, 11190, 11191, 11193, either 13326, 13327 or 13328, three 168D and four 756D..	24 50
11277	2346	Shuttle Tension Spring for 11178 and 11179..	15
Nos. 11278 to 11282 for 41-7 Machine.			
11278	2239	Throat Plate for 11271.....	6 00
11279	—	Shuttle Spring Guide.....	1 90
11280	—	Thread Guide for side of arm.....	1 35
11281	—	Take-up Lever for 11282.....	2 05
11282	—	“ “ “ 11281 with 11202 and 11203 .....	2 40
Nos. 11283 to 11292 for 41-8 Machine.			
11283	—	Arm Spool Bracket for 11284.....	1 20
11284	—	“ “ “ 11283 with eight each 190D, 11211 and 13321.....	3 00
11285	—	Arm Tension Bracket for 11286.....	1 75
11286	—	“ “ “ 11285 with eight each 233D, 413, 446C, 1560C, 2103, 7336, 11139, 11205 and sixteen 2102.....	6 75
11287	2239	Feed Dog.....	2 75
11288	—	Needle Clamp with eight 460.....	5 50
11289	2319	Presser Foot with 171D, for general work..	3 25
11290	2317	“ “ “ (tube).....	5 25
11291	—	Shuttle Driver with two 445C.....	12 00
11292	—	Shuttle Race complete, Nos. 2049, either 11173, 11189 or 11259, either 11174, 11194 or 11260, 11190, 11191, 11193, either 13326, 13327 or 13328, three 168D and four 756D..	26 00

11293

## Numerical List of Parts.

No.	Plate	Name	Each
Nos. 11294 to 11298 for 41-8 Machine.			
11294	2239	Throat Plate for 11287.....	\$6 50
11295	—	Shuttle Spring Guide.....	2 00
11296	—	Thread Guide for side of arm.....	1 50
11297	—	Take-up Lever for 11298.....	2 15
11298	—	“ “ “ 11297 with 11202 and 11203 .....	2 50
Nos. 11299 to 11308 for 41-9 Machine.			
11299	—	Arm Spool Bracket for 11300.....	1 20
11300	—	“ “ “ 11299 with nine each 190D, 11211 and 13321.....	3 25
11301	—	Arm Tension Bracket for 11302.....	1 85
11302	—	“ “ “ 11301 with nine each 233D, 413, 446C, 1560C, 2103, 7336, 11139, 11205 and eighteen 2102.....	7 50
11303	2240	Feed Dog.....	3 00
11304	—	Needle Clamp with nine 460.....	6 00
11305	2321	Presser Foot with 171D, for general work..	3 50
11306	2322	“ “ “ (tube).....	5 50
11307	—	Shuttle Driver with two 445C.....	13 00
11308	—	Shuttle Race complete, Nos. 2049, either 11173, 11189 or 11259, either 11174, 11194 or 11260, 11190, 11191, 11193, either 13326, 13327 or 13328, three 168D and four 756D..	27 50
11309	—		
Nos. 11310 to 11314 for 41-9 Machine.			
11310	2240	Throat Plate for 11303.....	7 00
11311	—	Shuttle Spring Guide.....	2 10
11312	—	Thread Guide for side of arm.....	1 65
11313	—	Take-up Lever for 11314.....	2 25
11314	—	“ “ “ 11313 with 11202 and 11203.....	2 60
Nos. 11315 to 11324 for 41-10 Machine.			
11315	—	Arm Spool Bracket for 11316.....	1 25
11316	—	“ “ “ 11315 with ten each 190D, 11211 and 13321.....	3 50
11317	—	Arm Tension Bracket for 11318.....	1 95
11318	—	“ “ “ 11317 with ten each 233D, 413, 446C, 1560C, 2103, 7336, 11139, 11205 and twenty 2102.....	8 25
11319	2241	Feed Dog.....	3 25
11320	—	Needle Clamp with ten 460.....	6 50
11321	2324	Presser Foot with 171D, for general work..	3 75
11322	2325	“ “ “ (tube).....	5 75
11323	—	Shuttle Driver with two 445C.....	14 00
11324	—	Shuttle Race complete, Nos. 2049, 11190, 11191, 11193, 11259, 11260, 13328, three 168D and four 756D.....	29 00

## Numerical List of Parts.

No.	Plate	Name	Each
11325		Nos. 11326 to 11330 for 41-10 Machine.	
11326	2241	Throat Plate for 11319.....	\$7 50
11327	---	Shuttle Spring Guide.....	2 20
11328	---	Thread Guide for side of arm.....	1 80
11329	---	" " Take-up Lever for 11330.....	2 35
11330	---	" " " " 11329 with 11202 and 11203 .....	2 70
		Nos. 11331 to 11340 for 41-11 Machine.	
11331	---	Arm Spool Bracket for 11332.....	1 25
11332	---	" " " " 11331 with eleven each 190b, 11211 and 13321.....	3 75
11333	---	Arm Tension Bracket for 11334.....	2 05
11334	---	" " " " 11333 with eleven each 233b, 413, 416c, 1560c, 2103, 7336, 11139, 11205 and twenty-two 2102.....	9 00
11335	2241	Feed Dog.....	3 50
11336	---	Needle Clamp with eleven 460.....	7 00
11337	2327	Presser Foot with 171b, for general work..	4 00
11338	2328	" " " " (tube).....	6 00
11339	---	Shuttle Driver with two 445c.....	15 00
11340	---	Shuttle Race complete, Nos. 2049, 11190, 11191, 11193, 11259, 11260, 13328, three 168b and four 756b.....	30 50
11341			
		Nos. 11342 to 11346 for 41-11 Machine.	
11342	2241	Throat Plate for 11335.....	8 00
11343	---	Shuttle Spring Guide.....	2 30
11344	---	Thread Guide for side of arm.....	1 95
11345	---	" " Take-up Lever for 11346.....	2 45
11346	---	" " " " 11345 with 11202 and 11203 .....	2 80
		Nos. 11347 to 11350 for 41-12 Machine.	
11347	---	Arm Spool Bracket for 11348.....	1 25
11348	484	" " " " 11347 with twelve each 190b, 11211 and 13321 .....	4 00
11349	---	Arm Tension Bracket for 11350.....	2 20
11350	484	" " " " 11349 with twelve each 233b, 413, 416c, 1560c, 2103, 7336, 11139, 11205 and twenty-four 2102.....	9 75
12178	1101	Lever Centre Plug (wood) for 27644.....	01
12232	492	Lifting Lever Connecting Rod Stud for 13308	03
12237	495	" " " " with 418c, for 13318 .....	25
12239	485	" " " " Connecting Rod for 13318....	10
12240	492	" " " " Pin for 13318.....	05
12241	492	" " " " Link " " .....	10
12243	495	Rock Shaft Lifting Bracket Hook for 13317.	15

## Numerical List of Parts.

No.	Plate	Name	Each
12480	486	Arm Side Cap.....	\$6 05
13211	492	Tension Adjusting Spring for 26074 and 26921 .....	02
		Nos. 13301 to 13306 for 41-12 Machine.	
13301	489	Feed Dog.....	3 75
13302	489	Needle Clamp with twelve 460.....	7 50
13303	489	Presser Foot with 171b, for general work .	4 25
13304	2329	" " " " (tube).....	6 25
13305	487	Shuttle Driver with two 445c.....	16 00
13306	487	Shuttle Race complete, Nos. 2049, 11190, 11191, 11193, 11259, 11260, 13328, three 168b and four 756b .....	32 00
13307			
13308	486	Bell Crank with 445c and 12232, for 13318..	25
13309	486	" " " " Hinge Bracket for 13318 .....	50
13310		No. cancelled, order 2932.	
13311	492	Bell Crank Spring for 13318.....	05
		Nos. 13312 to 13316 for 41-12 Machine.	
13312	489	Throat Plate for 13301.....	8 50
13313	487	Shuttle Spring Guide.....	2 40
13314	490	Thread Guide for side of arm.....	2 10
13315	---	" " Take-up Lever for 13316.....	2 55
13316	490	" " " " 13315 with 11202 and 11203 .....	2 90
13317	495	Rock Shaft complete, No. 2763 with 2768, 2770, 6337, 12243 and two 2764, for 13318.	1 00
13318	---	Knee Lifter complete, Nos 76b, 766b, 802b, 2932, 12237, 12239 to 12241, 13308, 13309, 13311, 13317 and two 135b.....	2 50
13319	495	Drip Pan with two 13320 and six 1 in. wire nails.....	50
13320	495	Drip Pan Slide for 13319.....	15
13321	2345	Arm Spool Bracket Spool Pin for 41-6 to 41-12 Machines.....	10
13322	2344	Arm Shaft for 41-3 to 41-5 Machines.....	1 50
13323	2344	Oscillating Shaft for 41-3 to 41-5 Machines.	60
13324	---	" " " " Crank for 13325 and 13416.	50
13325	---	" " " " 13324 with 1513b and 1885, for 13381, obsolete.....	90
13326	490	Shuttle Race Protector Plate, 2 in. wide, for 11188, 11219, 11236, 11258, 11276, 11292 and 11308.....	15
13327	486	Shuttle Race Protector Plate, 2 1/8 in. wide, for 11188, 11219, 11236, 11258, 11276, 11292 and 11308.....	15
13328	490	Shuttle Race Protector Plate, 2 1/4 in. wide, for 11258, 11276, 11292, 11308, 11324, 11340 and 13306.....	25



## Numerical List of Parts.

No.	Plate	Name	Each
13329	—	Arm Spool and Tension Bracket for two spools for 13330, obsolete.....	\$1 50
13330	—	Arm Spool and Tension Bracket 13329 with two each 233D, 413, 446c, 1560c, 2103, 7336, 11107, 11139, 11205, 11241 and four 2102, obsolete.....	3 00
13331	—	No. cancelled.	
13332	—	" "	
13333	—	" "	
13334	—	" "	
13335	—	" "	
13336	—	" "	
13337	—	" "	
13338	2346	Shuttle Cover for 11179.....	30
13339	2347	Shuttle, 2½ in. diam. (flush back) left hand, complete, Nos. 749, 11184, 13392, 13420 and 13422.....	2 00
13340	2244	Presser Foot with 171D (tube) for two reeds, for 41-3 Machine.....	4 50
13341	2263	Presser Foot with 171D (tube) for three reeds, for 41-4 Machine.....	4 75
13342	2298	Presser Foot with 171D (tube) for four reeds, for 41-5 Machine.....	5 00
13343	2281	Presser Foot with 171D (tube) leaving out the first needle from the right hand side, for 41-5 Machine.....	4 25
13344	2243	Presser Foot with 171D (strip folding) for 41-3 Machine.....	6 00
13345	2281	Presser Foot with 171D (strip folding) for 41-5 Machine, leaving out the first needle from the right hand side.....	6 25
13346	2232	Throat Plate for 13385.....	5 00
13347	2349	Under Strip Guide (right) for 13350.....	—
13348	2349	" " " (left) " ".....	—
13349	2349	" " " Plate " ".....	—
13350	—	" " " (adjustable) complete, Nos. 13347 to 13349 and two 337D.....	3 00
13352	485	Arm Side Cap, obsolete.....	10
13353	2264	Presser Foot with 171D (strip folding) for 41-4 Machine.....	6 25
13354	2295	Presser Foot with 171D (tube) for three reeds, for 41-5 Machine, leaving out the first needle from the right hand side.....	4 75
13355	2295	Presser Foot with 171D, for general work, for 41-5 Machine, leaving out the first needle from the right hand side.....	2 25
13356			
13357	2288	Presser Foot with 171D (strip folding) for 41-5 Machine.....	6 50
13358	2234	Throat Plate for 11225 for 13350.....	5 00

## Numerical List of Parts.

No.	Plate	Name	Each
13359	2251	Presser Foot with 171D (strip folding) for 41-3 Machine, leaving out the first needle from the right hand side.....	\$6 00
13360	2238	Feed Dog for 41-6 Machine.....	2 25
13361	2238	Throat Plate for 13360.....	5 50
13362	2231	" " " 11138 for 13350.....	4 00
13363	2232	" " " 11208 " ".....	4 50
13364	2271	Presser Foot with 171D (tube) for 41-4 Machine, leaving out the first needle from the right hand side.....	4 00
13365	2263	Presser Foot with 171D (tube) for two reeds, for 41-4 Machine, leaving out the first needle from the right hand side.....	4 50
13366	2292	Presser Foot with 171D (tube) for two reeds, for 41-5 Machine, leaving out the first and second needles from the right hand side.....	4 50
13367	2265	Presser Foot with 171D, for general work, for 41-4 Machine, leaving out the first needle from the right hand side.....	2 00
13368	—	Feed Lifting Rock Shaft 11142 with 11141, for 41-3 to 41-5 Machines.....	2 25
13369	—	Feed Rock Shaft 11143 with 11145, for 41-3 to 41-5 Machines.....	2 35
13370		Feed Lifting Rock Shaft 11230 with 11141, for 41-6 to 41-12 Machines.....	2 25
13371	—	Feed Rock Shaft 11231 with 11145, for 41-6 to 41-12 Machines.....	2 35
13372	2299	Presser Foot with 171D (tube) for 41-5 Machine, leaving out the first needle from the left hand side.....	4 25
13373	2348	Cop Insertor complete, Nos. 13374 to 13377 (A. & A.).....	75
13374	2345	Cop Insertor Centering Guide for 13373.....	20
13375	2348	" " Handle (wood) " ".....	08
13376	2345	" " Presser for 13373.....	50
13377	2345	" " " Spring for 13373.....	03
13378	2347	Shuttle, 2½ in. diam. (thick) left hand, complete, Nos. 749, 11184 and 13421 to 13423.....	2 00
13379	2231	Feed Dog for 41-4 Machine.....	1 75
13380	2231	Throat Plate for 13379.....	4 50
13381	—	Oscillating Shaft Crank 13325 with two 453c, obsolete, use 13416.....	90
13382	2258	Presser Foot with 171D (tube) for 41-4 Machine, leaving out the first needle from the left hand side.....	4 00
13383	2272	Presser Foot with 171D (tube) for two reeds, for 41-4 Machine, leaving out the first needle from the left hand side.....	4 50

From the library of: Diamond Needle Corp

No.	Plate	Name	Each
13384	2254	Presser Foot with 171D (strip folding) for 41-3 Machine, leaving out the centre needle.....	\$6 00
13385	2232	Feed Dog for 41-5 Machine .....	2 00
13386	2288	Presser Foot with 171D (tube) for 41-5 Machine, leaving out the first and second needles from the right hand side.....	4 00
13387	2298	Presser Foot with 171D (tube) for 41-5 Machine, leaving out the first and second needles from the left hand side.....	4 00
13388	2242	Presser Foot with 171D (tube) for double strips, for two reeds, for 41-3 Machine. .	4 75
13389	2279	Presser Foot with 171D (tube) for two strips and three reeds, for 41-5 Machine, leaving out the first needle from the right hand side..	5 00
13390	2287	Presser Foot with 171D (tube) for two strips and four reeds, for 41-5 Machine.....	5 25
13391	—	No. cancelled, order 13346.	
13392	2347	Shuttle Tension Spring for 13339 and 13410.	15
13393	485	Arm Shaft Bushing (back).....	25
13394	2270	Presser Foot with 171D, for general work, for 41-4 Machine, leaving out the first needle from the left hand side.....	2 00
13395	2292	Presser Foot with 171D, for general work, for 41-5 Machine, leaving out the first needle from the left hand side.....	2 25
13396	2272	Presser Foot with 171D (strip folding) for 41-4 Machine, leaving out the first needle from the right hand side.....	6 00
13397	2245	Presser Foot with 171D (tube) for 41-3 Machine, leaving out the centre needle..	4 00
13398	2264	Presser Foot with 171D (tube) for double strips, for 41-4 Machine, leaving out the first needle from the right hand side....	4 25
13399	2237	Feed Dog for 41-6 Machine. ....	2 25
13400	2237	Throat Plate for 13399.....	5 50
13401	2234	Feed Dog for 41-5 Machine.....	2 00
13402	2234	Throat Plate for 13401 for 13350.....	5 00
13403	492	Shuttle Driver Supporting Shaft for 41-3 to 41-5 Machines.....	25
13404	2312	Presser Foot with 171D (strip folding) for 41-6 Machine.....	6 75
13405	2309	Presser Foot with 171D (tube) for five reeds, for 41-6 Machine.....	5 25
13406	2231	Throat Plate for 13379 for 13350.....	4 50
13407	2244	Presser Foot with 171D, for general work, for 41-3 Machine, leaving out the first needle from the right hand side.....	2 00

No.	Plate	Name	Each
13408	2243	Presser Foot with 171D, for general work, for 41-3 Machine, leaving out the first needle from the left hand side.....	\$2 00
13409	2247	Presser Foot with 171D (tube) for 41-3 Machine, leaving out the first needle from the right hand side.....	4 00
13410	2347	Shuttle, 2 $\frac{1}{8}$ in. diam. (thin) left hand, complete, Nos. 768, 11184, 13392, 13411 and 13412.....	2 00
*13411	—	Shuttle Body for 13410.....	1 75
13412	2347	“ Cover “ “ .....	30
13413	—	No. cancelled, order 13392.	
13414	2269	Presser Foot with 171D (tube) for 41-4 Machine, leaving out the first and second needles from the right hand side.....	4 00
13415	2246	Presser Foot with 171D (tube) for 41-3 Machine, leaving out the first needle from the left hand side .....	4 00
13416	2345	Oscillating Shaft Crank 13324 with 453c, 1513c and 5868 .....	1 15
13417			
13418			
13419	—	No. cancelled, order 11260 and give gauge required.	
*13420	—	Shuttle Body for 13339.....	1 75
*13421	—	“ “ “ 13378.....	1 75
13422	2347	“ Cover for 13339 and 13378.....	30
13423	2347	“ Tension Spring for 13378.....	15
13424			
13425			
13426			
13427			
13428	2238	Feed Dog for 41-7 Machine.....	2 50
13429	2238	Throat Plate for 13428.....	6 00
13430	2294	Presser Foot with 171D (strip folding) for 41-5 Machine, leaving out the first needle from the left hand side.....	6 25
13431			
13432			
13433			
13434	2258	Presser Foot with 171D, with groove on bottom between centre needles, for steel, for 41-4 Machine .....	2 50
13435	2231	Feed Dog for 41-4 Machine.....	1 75
13436	2231	Throat Plate for 13435.....	4 50

No.	Plate	Name	Each
13437	2332	Presser Foot with 171D (hinged, tube) for 41-4 Machine.....	\$6 25
13438	2240	Feed Dog for 41-8 Machine.....	2 75
13439	2240	Throat Plate for 13438.....	6 50
13440	2230	Feed Dog for 41-3 Machine.....	1 50
13441	2230	Throat Plate for 13440.....	4 00
13442	2230	Feed Dog for 41-3 Machine.....	1 75
13443	2230	Throat Plate for 13442.....	4 00
13444	2280	" " with understrip guide, for 18440.....	5 00
13445	2233	Feed Dog for 41-4 Machine.....	1 75
13446	2233	Throat Plate for 13445.....	4 50
13447	483	Face Plate 11129 with 11154 and five 401E.....	1 60
13448	2233	Feed Dog for 41-5 Machine.....	2 00
13449	2233	Throat Plate for 13448.....	5 00
13450	2233	" " " 13385 for 13350.....	5 00
13451	2284	" " grooved for four reeds, for 11225.....	5 00
13452	2233	Feed Dog for 41-5 Machine.....	2 00
13453	2233	Throat Plate, for understrip, for 13452.....	5 50
13454	2235	Feed Dog for 41-5 Machine.....	2 25
13455	2235	Throat Plate for 13454.....	5 00
13456	2235	Feed Dog for 41-5 Machine.....	2 00
13457	2235	Throat Plate for 13456.....	5 00
13458	2236	Feed Dog for 41-5 Machine.....	2 00
13459	2236	Throat Plate for 13458.....	5 00
13460	2236	Feed Dog for 41-6 Machine.....	2 25
13461	2236	Throat Plate for 13460.....	5 50
13462	2231	Presser Foot with 171D, grooved for three reeds, for 41-5 Machine, leaving out the first needle from the right hand side.....	2 75
13463	2230	Feed Dog for 41-3 Machine.....	1 50
13464	2230	Throat Plate for 13463 for 13350.....	4 00

Nos. 13465 to 13485 for 41-3 Machine.

13465	2252	Presser Foot with 171D (strip folding) for straps.....	6 25
13466	2249	Presser Foot with 171D (strip folding) with guide for interlining.....	6 00
13467	2251	Presser Foot with 171D (strip folding) for two reeds, with guide for interlining.....	6 50
13468	2245	Presser Foot with 171D (tube) for two steels.....	4 50
13469	2248	" " " " for braiding.....	3 00
13470	2253	" " " " (strip folding) with two cord tubes, for cording edges of folded strip.....	7 00
13471	2249	Presser Foot with 171D, slotted for strip.....	3 00
13472	2250	" " " " (tube) for three ribbons, to stitch edge of ribbons on skirts.....	4 25
13473	2250	Presser Foot with 171D (hinged, tube).....	5 00

No.	Plate	Name	Each
13474	2248	Presser Foot with 171D, with two flat grooves, for strips.....	\$3 00
13475	2247	Presser Foot with 171D, with two flat grooves, for steels, without left hand guide.....	3 00
13476	2246	Presser Foot with 171D (tube) for double strips, for two reeds, plain bottom.....	4 75
13477	2255	Presser Foot with 171D (tube) for double strips, leaving out the centre needle.....	4 00
13478	2254	Presser Foot with 171D (strip folding) with guides for stitching strips on under edge of folded strip, leaving out the centre needle.....	6 50
13479	2255	Presser Foot with 171D (strip folding) for two reeds.....	6 50
13480	2256	Presser Foot with 171D (hinged, tube) leaving out the first needle from the left hand side.....	5 00
13481	2256	Presser Foot with 171D (tube) for double strips.....	4 25
13482	—	Presser Foot with 171D, with upper and lower strip folder and two reed guides... ..	7 25
13483			
13484			
13485	2257	Presser Foot with 171D (double tube) for guiding elastic and wide ribbon for garters.....	5 00

Nos. 13486 to 13500 for 41-4 Machine.

13486	2271	Presser Foot with 171D, with upper and lower strip folder.....	7 25
13487	2259	Presser Foot with 171D (strip folding) with two cord tubes and guides, for steel and interlining.....	7 50
13488	2266	Presser Foot with 171D (strip folding) with tongue slotted to insert paper strip.....	6 25
13489	2268	Presser Foot with 171D, grooved for rattan.....	2 75
13490	2269	" " " " (hinged) for general work.....	4 25
13491	2268	Presser Foot with 171D (tube) for two upper strips, with lining and interlining tubes.....	5 00
13492	2260	Presser Foot with 171D, with keel slotted for tape.....	4 50
13493	2267	Presser Foot with 171D (tube) for corded strip, with right and left strip folders.....	7 00
13494	2267	Presser Foot with 171D (tube) for two strips.....	4 50
13495	2260	" " " " " " " " plain bottom.....	4 50

## Numerical List of Parts.

No.	Plate	Name	Each
13496	2273	Presser Foot with 171D with two flat grooves, for steels, needle holes at edge of grooves, leaving out the first needle from the left hand side.....	\$4 00
13497	2261	Presser Foot with 171D with two flat grooves, for steels.....	4 25
13498	2273	Presser Foot with 171D (tube) for double strips, for three reeds, plain bottom.....	5 00
13499	2261	Presser Foot with 171D (tube) for double strips, leaving out the first needle from the left hand side.....	4 25
13500	2274	Presser Foot with 171D (tube) for double strips.....	4 50
25955	2348	Oiler with 25956 (A. & A.).....	15
25956	2348	" Spout, 8½ in. long, for 25955.....	07
26026	2348	Screw Driver, machine (A. & A.).....	10
26064	2348	Tape Holder Foot with 736D and three wood screws 1 in. No. 12, for 26343 and 26922..	20
26066	989	Tape Holder Bracket Wire for 26067.....	
26067	—	" " " " 26066 with 26068 and 26072, for 26074.....	60
26068	989	Tape Holder Disc for 26071.....	15
26069	989	" " " Hub for 26071, 26916 and 26917.....	—
26070	—	Tape Holder Disc Hub Rivet for 26071, 26916 and 26917.....	—
26071	—	Tape Holder Disc 26068 with 26069 and three 26070, for 26074.....	40
26072	989	Tape Holder Tape Guide for 26067.....	—
26073	492	" " Tension Adjusting Collar with 286D, for 26074 and 26921.....	15
26074	989	Tape Holder (10 in. disc) complete, Nos. 13211, 26067, 26071 and 26073, for 26343..	1 25
26343	—	Tape Holder 26074 with 26064.....	1 45
26485	2348	Screw Driver, shuttle tension (A. & A.)...	05
26882	2349	Quilter Clamp with two 202, for 26884.....	60
26883	2349	" Gauge for 26884.....	40
26884	2349	" complete, Nos. 26882 and 26883....	1 00
26885	2349	Strip Folder.....	3 00
26886	2349	" " with two guides for steels....	2 75
26910	2341	Tape Holder Bracket Wire for 26911.....	—
26911	—	" " " " 26910 with 26914 and 26918, for 26921.....	60
26912	2341	Tape Holder Bracket Wire for 26913.....	—
26913	—	" " " " 26912 with 26915 and 26919, for 26921.....	60
26914	2341	Tape Holder Disc (6 in.) for 26911 and 26916	15
26915	2341	" " " (8 " ) for 26913 and 26917	15
26916	2341	" " " 26914 with 26069 and three 26070, for 26921.....	40

## Numerical List of Parts.

No.	Plate	Name	Each
26917	2341	Tape Holder Disc 26915 with 26069 and three 26070, for 26921.....	\$ 40
26918	2341	Tape Holder Tape Guide for 26911.....	—
26919	2341	" " " " " 26913.....	—
26920	2341	" " " Separating Disc (8 in.) for 26921.....	15
26921	2341	Tape Holder (double) 6 in. and 8 in. discs, complete, Nos. 26911, 26913, 26916, 26917 and two each 13211 and 26073, for 26922..	2 30
26922	—	Tape Holder 26921 with 26064.....	2 50
27070	363	Shaft Driving Pulley, 10 in. diam., grooved, 1⅜ in. bore, sectional, with two 5970, for 27645.....	45
27473	1101	Cone Pulley Centre Bearing for 27509.....	08
27474	363	Dress Guard (right hand) for 27644.....	08
27476	—	Driving Pulley Friction Ring (leather) for 27630.....	05
27483	1101	Lever Brake Spring for 27644.....	02
27485	1101	" Hinge Pin for 27644.....	01
27497	1101	" Brake Strip (leather) for 27644.....	02
27508	362	Belt Guard for 27644.....	08
27509	362	Cone Pulley, three speed, 2½ in., 3⅜ in. and 5¼ in. diam., with 27473, for 27644.....	60
27529	362	Lever for 27644.....	25
27600	1101	Driving Pulley Hollow Stud Position Stud for 27631.....	02
27630	362	Driving Pulley, 6 in. diam., with 9550, 27476 and two 7958, for 27644.....	60
27631	1101	Driving Pulley Hollow Stud with 27600, for 27644.....	15
27632	—	Driving Pulley Hollow Stud Wick for 27633	01
27633	—	" " " " " Wire with 27632, for 27644.....	05
27634	362	Frame for 27644.....	60
27635	362	Oil Cup for 27644.....	25
27636	363	Treadle for 27642.....	30
27637	362	" Pitman Rod (lower) for 27640.....	05
27638	1101	" " " " Spring for 27640.....	03
27639	362	Treadle Pitman Rod (upper) for 27640.....	05
27640	362	" " complete, Nos. 2762, 9079 and 27637 to 27639, for 27643.....	35
27642	—	Treadle 27636 with 2878, 9082 and four wood screws 1 in. No. 16, for 27643.....	45
27643	—	Treadle and Pitman complete, Nos. 27640 and 27642, for 27645.....	80
27644	—	Transmitter complete, Nos. 138E, 427E, 15080, 2018, 12178, 27474, 27483, 27485, 27497, 27508, 27509, 27529, 27630, 27631, 27633 to 27635, two each 145E, 3560 and four wood screws 1½ in. No. 16, for 27645.	3 00

## Numerical List of Parts.

No.	Plate	Name	Each
27645	—	Under Driver, lever pressure, three speed, complete, Nos. 27070, 27643 and 27644...	\$4 00
29599	2345	Arm Oil Tube Packing (felt) for 11119.....	—
Nos. 33001 to 33003 for 41-4 Machine.			
33001	2274	Presser Foot with 171D (tube) for double strips, two flat grooves on bottom, for stays.....	5 00
33002	2263	Presser Foot with 171D (tube) with two flat grooves on bottom, for two reeds, with space between centre needles, for steel...	4 75
33003	2262	Presser Foot with 171D (tube) for double strips, for two reeds, grooved on bottom between centre needles, for steel.....	5 00
Nos. 33004 to 33035 for 41-5 Machine.			
33004	2279	Presser Foot with 171D (strip folding) with three guides, for reeds, leaving out the first needle from the right hand side.....	6 75
33005	2286	Presser Foot with 171D (strip folding) with four guides, for reeds.....	7 50
33006	2300	Presser Foot with 171D, with upper and lower strip folder.....	7 50
33007	2293	Presser Foot with 171D (strip folding) with tongue slotted to insert paper strip.....	6 50
33008	2280	Presser Foot with 171D, grooved for two reeds between the first and second needles from the left hand side and the first and second needles from the right hand side..	3 00
33009	2286	Presser Foot with 171D (tube) for covering two cords with two strips, leaving out the first needle from the left hand side.....	4 75
33010	2278	Presser Foot with 171D, grooved in front of needle holes, for circular boning.....	4 25
33011	2277	Presser Foot with 171D (hinged) for general work.....	4 50
33012	2278	Presser Foot with 171D, for general work, leaving out the first and second needles from the left hand side.....	2 00
33013	2280	Presser Foot with 171D, for double strips, for three reeds, plain bottom, leaving out the first needle from the right hand side.....	5 00
33014	2276	Presser Foot with 171D (hinged, tube) for double strips, for three reeds, leaving out the first needle from the right hand side	6 00
33015	2276	Presser Foot with 171D (tube) for three reeds and strip and interlining, leaving out the first needle from the right hand side.....	5 00

## Numerical List of Parts.

No.	Plate	Name	Each
33016	2275	Presser Foot with 171D (tube) for four reeds and strip and interlining.....	\$5 25
33017	2275	Presser Foot with 171D (tube) for double strips.....	4 75
33018	2284	Presser Foot with 171D (tube) for double strips, leaving out the first needle from the right hand side.....	4 50
33019	2284	Presser Foot with 171D (tube) for double strips, lower strip guide between the second needle from the left hand side and the first needle from the right hand side, leaving out the first needle from the left hand side.....	4 50
33020	2302	Presser Foot with 171D (tube) for double strips, lower strip guide between the second needle from the left hand side and the first needle from the right hand side.....	4 75
33021	2302	Presser Foot with 171D (tube) for double strips, grooved for reeds, leaving out the first needle from the right hand side.....	4 50
33022	2301	Presser Foot with 171D (tube) for double strips, with two flat grooves on bottom between the second needle from the left hand side and the centre needle, and between the first and second needles from the right hand side, for stays, lower strip guide between the second needle from the left hand side and the second needle from the right hand side.....	5 00
33023	2301	Presser Foot with 171D (tube) for double strips, with two flat grooves on bottom, for stays, leaving out the first needle from the left hand side.....	4 75
33024	2291	Presser Foot with 171D, 236 and Adjustable Guide No. 33025.....	3 25
33025	2291	Presser Foot Adjustable Guide for 33024...	25
33026	2290	“ “ with 171D (tube) for two upper strips with lining and interlining tubes, leaving out the first needle from the right hand side.....	5 00
33027	2290	Presser Foot with 171D (tube) for two reeds between the first and second needles from the left hand side and the first and second needles from the right hand side....	4 75
33028	2296	Presser Foot with 171D (tube) for three reeds, plain bottom, leaving out the first needle from the right hand side.....	4 75
33029	2283	Presser Foot with 171D, grooved for braiding corded strip.....	5 00
33030	2296	Presser Foot with 171D, for braiding.....	4 00

## Numerical List of Parts.

No.	Plate	Name	Each
33031	2289	Presser Foot with 171D, slotted for tape between the first and second needles from the left hand side and between the first and second needles from the right hand side.	\$4 50
33032	2303	Presser Foot with 171D, slotted and grooved for tape between the first and second needles from the left hand side and between the centre and second needles from the right hand side, leaving out the first needle from the right hand side.	4 25
33033	2282	Presser Foot with 171D (tube) for two strips, leaving out the first needle from the right hand side.	4 50
33034	2285	Presser Foot with 171D (tube) for double strips, for three reeds, leaving out the first needle from the left hand side.	5 00
33035	2282	Presser Foot with 171D (tube) for four reeds, plain bottom.	5 00
Nos. 33036 to 33046 for 41-6 Machine.			
33036	2304	Presser Foot with 171D (hinged) for strip folding.	7 50
33037	2314	Presser Foot with 171D, for cording, for covering three cords with three strips.	6 00
33038	2310	Presser Foot with 171D (hinged) for general work.	4 75
33039	2308	Presser Foot with 171D (hinged) for braiding.	6 00
33040	2306	" " " " for braiding, for stitching the braid on the left hand edge.	5 00
33041	2314	Presser Foot with 171D (tube) for three strips.	5 00
33042	2305	Presser Foot with 171D (tube) leaving out the first needle from the right hand side.	4 50
33043	2307	Presser Foot with 171D (hinged, tube).	6 75
33044	2297	" " " " (tube) for double strips, for two reeds, grooved between the second needle from the left hand side and the third needle from the right hand side, for steel, leaving out the third needle from the left hand side and the first needle from the right hand side.	5 00
33045	2297	Presser Foot with 171D (tube) for double strips, for four reeds, plain bottom, leaving out the first needle from the right hand side.	5 25
33046	2305	Presser Foot with 171D (tube) for double strips, for two reeds between the first and second needles from the left hand side and the first and second needles from the right hand side.	5 50

## Numerical List of Parts.

No.	Plate	Name	Each
33047	2313	Presser Foot with 171D (strip folding) for 41-7 Machine, leaving out the first, second and third needles from the left hand side.	\$6 25
33048	2320	Presser Foot with 171D (hinged) for general work, for 41-8 Machine.	5 25
33049	2310	Presser Foot with 171D (tube) for four reeds, plain bottom, for 41-6 Machine, leaving out the first needle from the right hand side.	5 00
33050	2318	Presser Foot with 171D (tube) for four strips, for 41-8 Machine.	5 50
33051	2326	Presser Foot with 171D (tube) for five strips, for 41-10 Machine.	6 00
33052	2323	Presser Foot with 171D, with five flat grooves, for strips, for 41-10 Machine.	5 75
33053	2330	Presser Foot with 171D, for double strip folding, for 41-12 Machine, leaving out the first and second needles from the left hand side and the first and sixth needles from the right hand side.	7 50
33054	2285	Presser Foot with 171D (tube) for five strips, for 41-5 Machine.	5 00
33055	2266	Presser Foot with 171D (hinged, tube) for 41-4 Machine, leaving out the first needle from the right hand side.	5 00
33056	2343	Feed Dog for 41-4 Machine.	1 75
33057	2343	Throat Plate for 33056.	4 50
33058	2343	Feed Dog for 41-4 Machine.	1 75
33059	2343	Throat Plate for 33058.	4 50
33060	2342	Feed Dog for 41-7 Machine.	2 50
33061	2342	Throat Plate for 33060.	6 00
33062	2343	Feed Dog for 41-4 Machine.	1 75
33063	2343	Throat Plate for 33062.	4 50
33064	—	Presser Foot with 171D (strip folding) for 41-5 Machine, leaving out the first and second needles from the right hand side.	6 00

PLATE 362—ONE-FOURTH SIZE

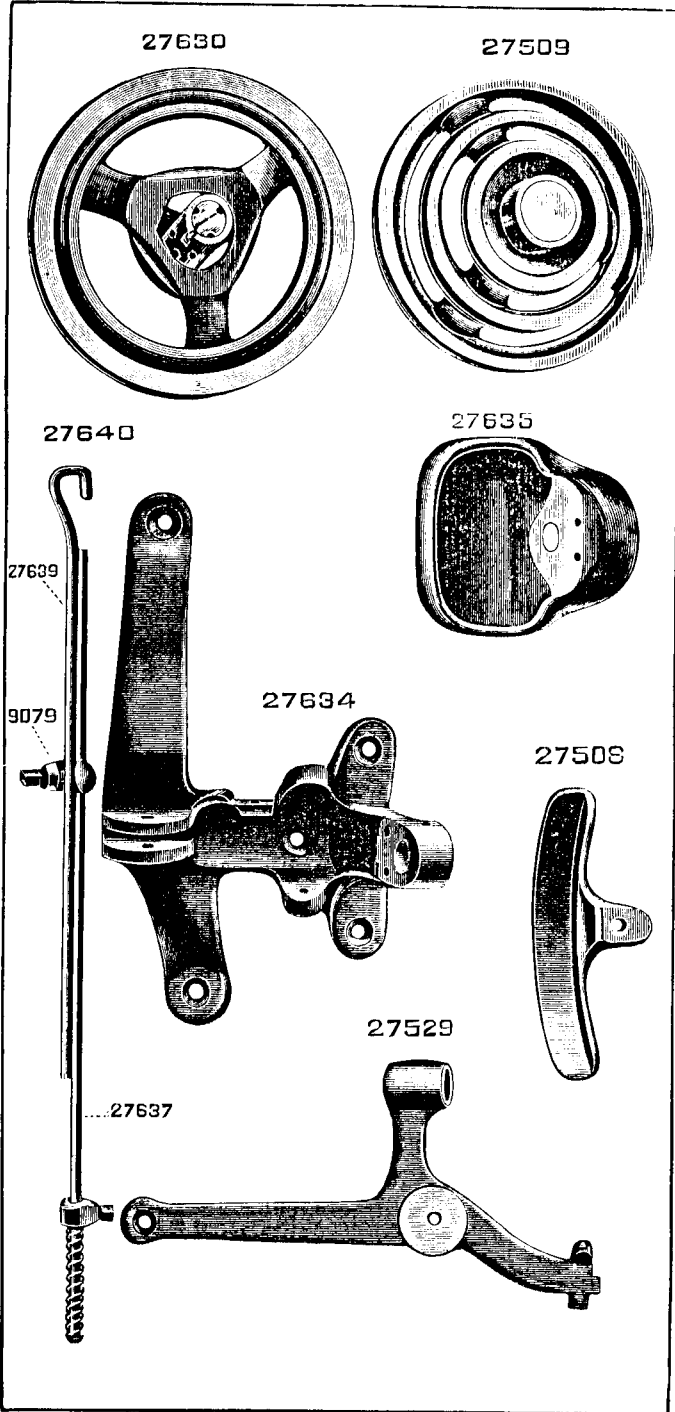
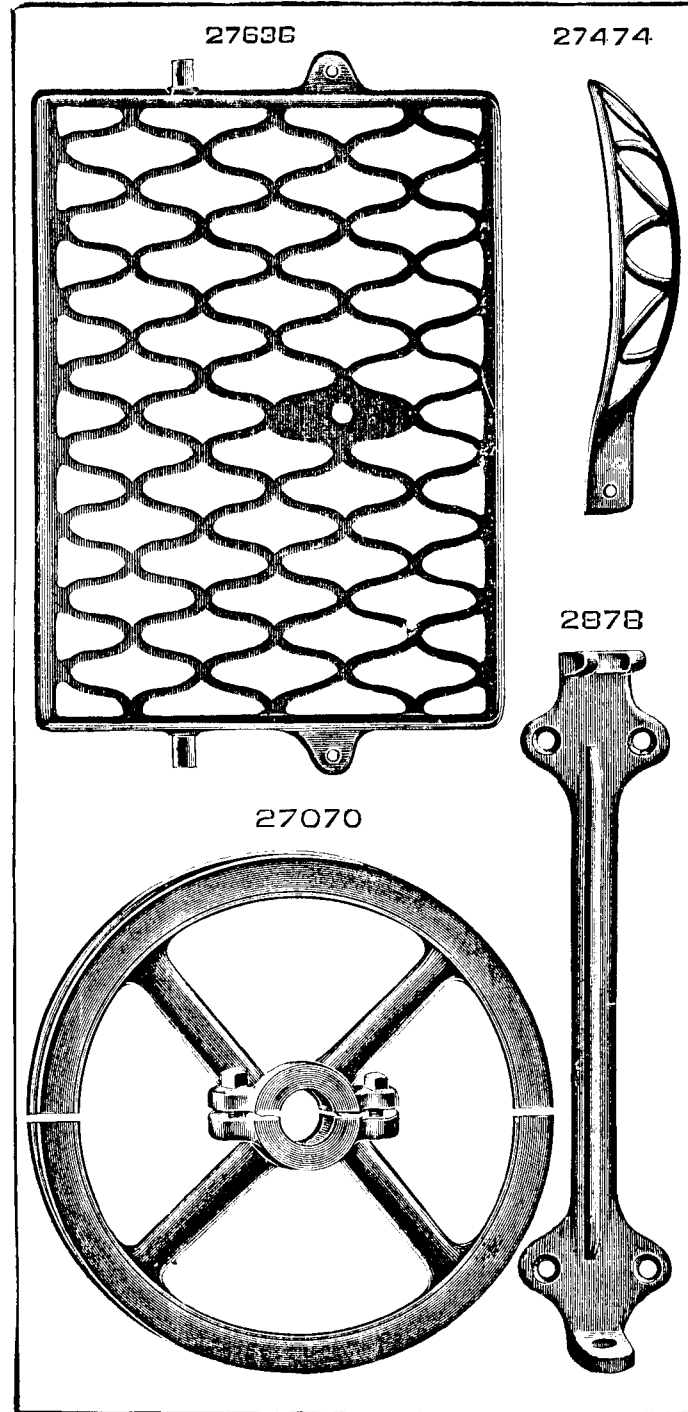


PLATE 363—ONE-FOURTH SIZE



From the library of: Diamond Needle Corp

PLATE 483—ONE-FOURTH SIZE

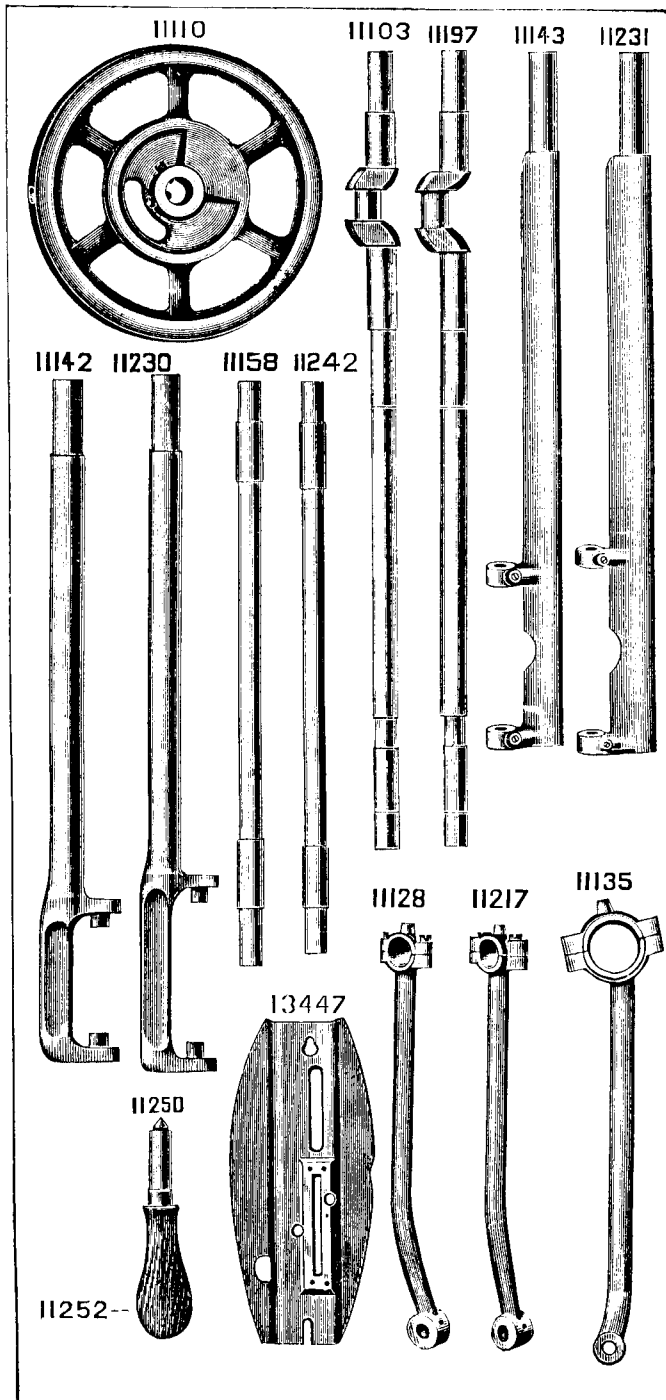
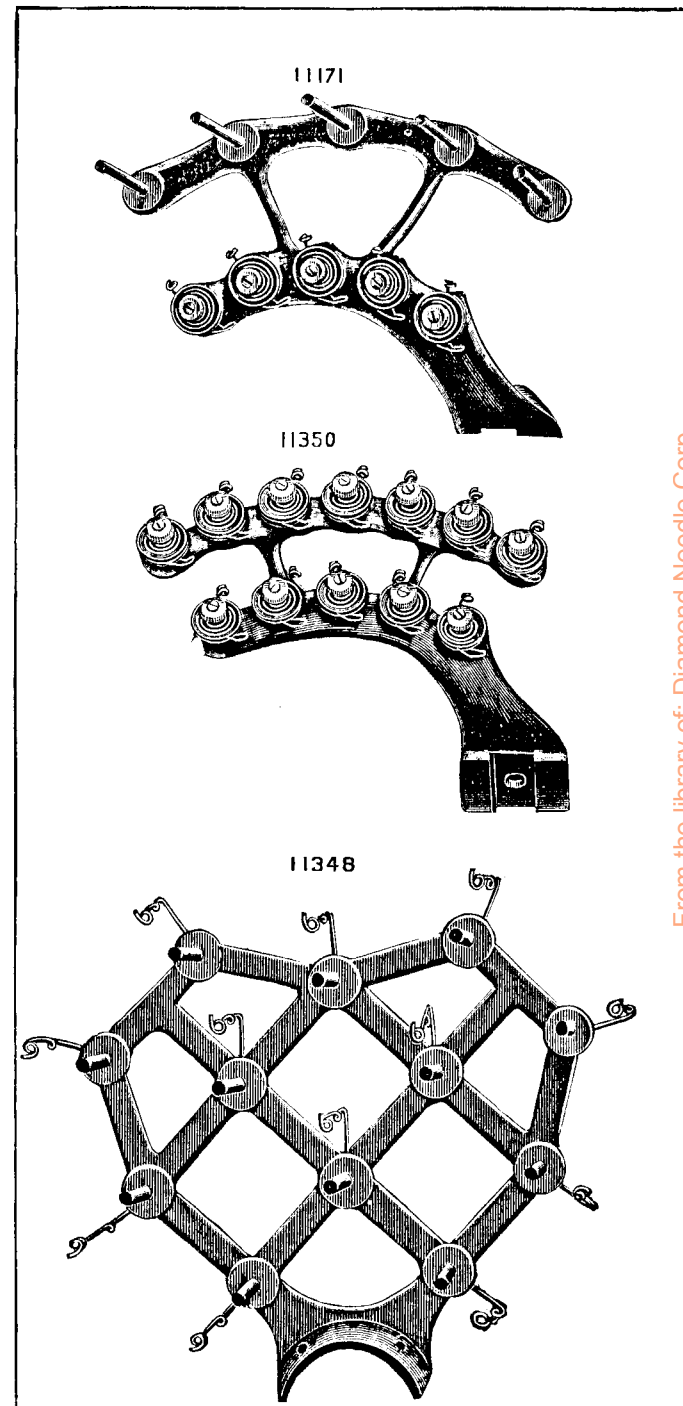


PLATE 484—ONE-FOURTH SIZE



From the library of: Diamond Needle Corp.



PLATE 485—ONE-HALF SIZE

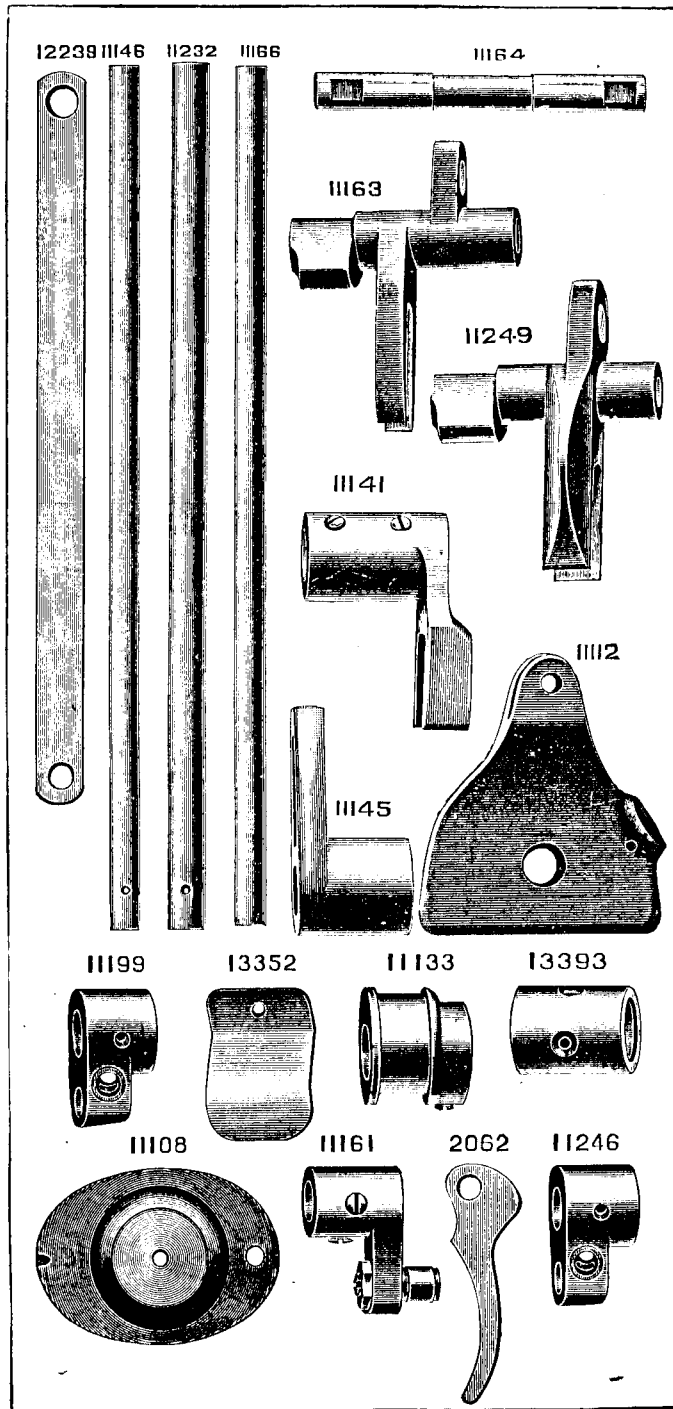
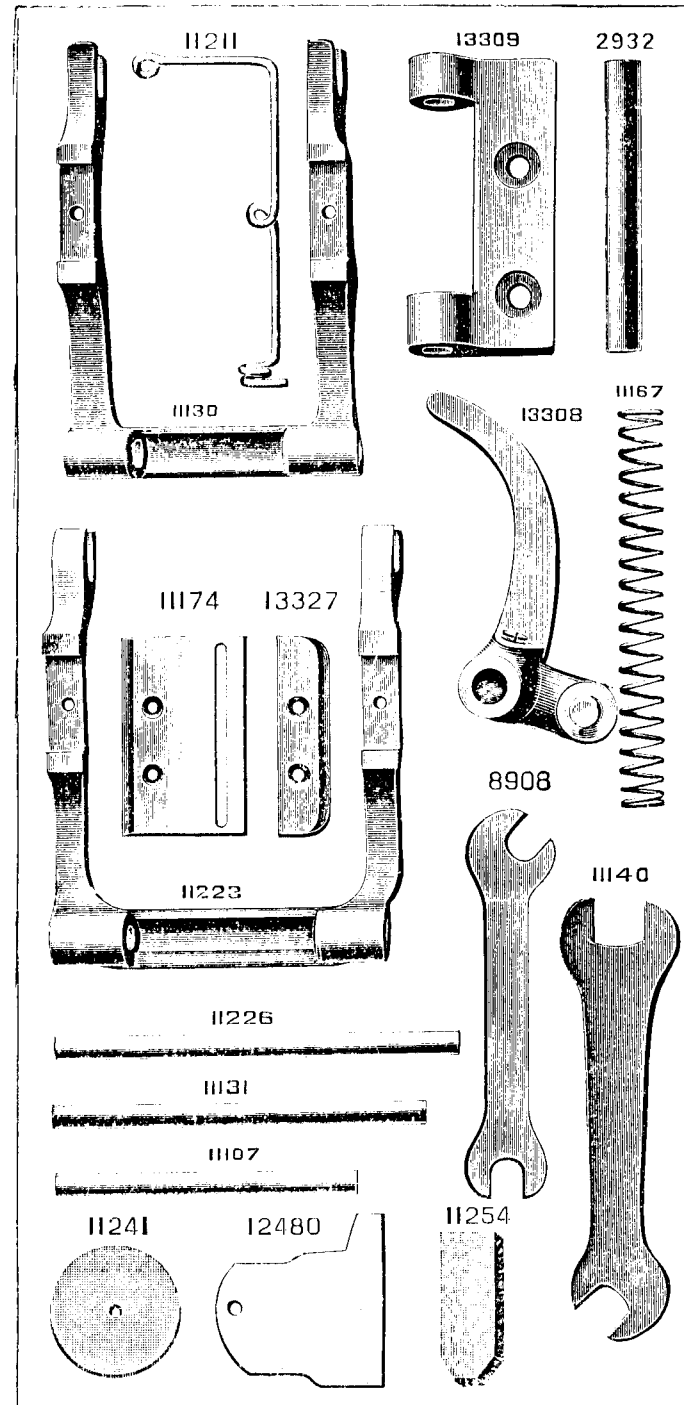


PLATE 486—ONE-HALF SIZE



From the library of: Diamond Needle Corp

PLATE 487—ONE-HALF SIZE

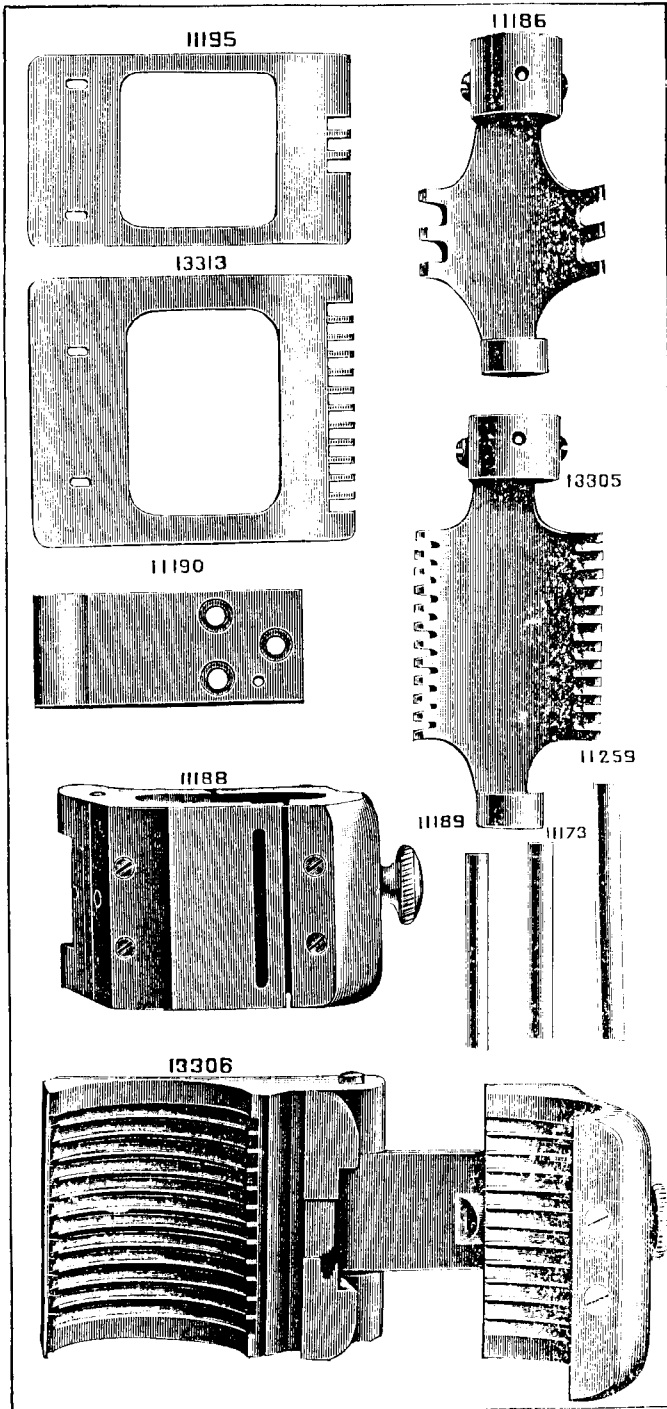
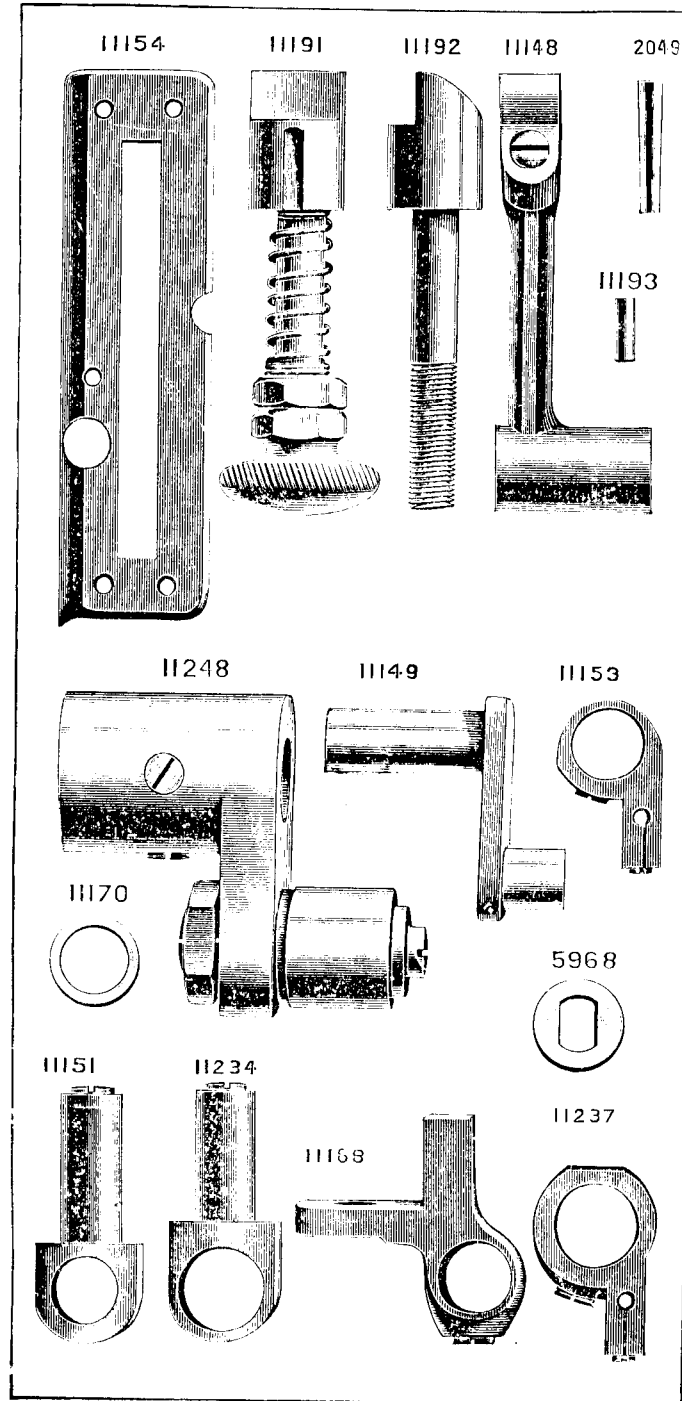


PLATE 488—FULL SIZE



From the library of: Diamond Needle Corp

PLATE 489—ONE-HALF SIZE

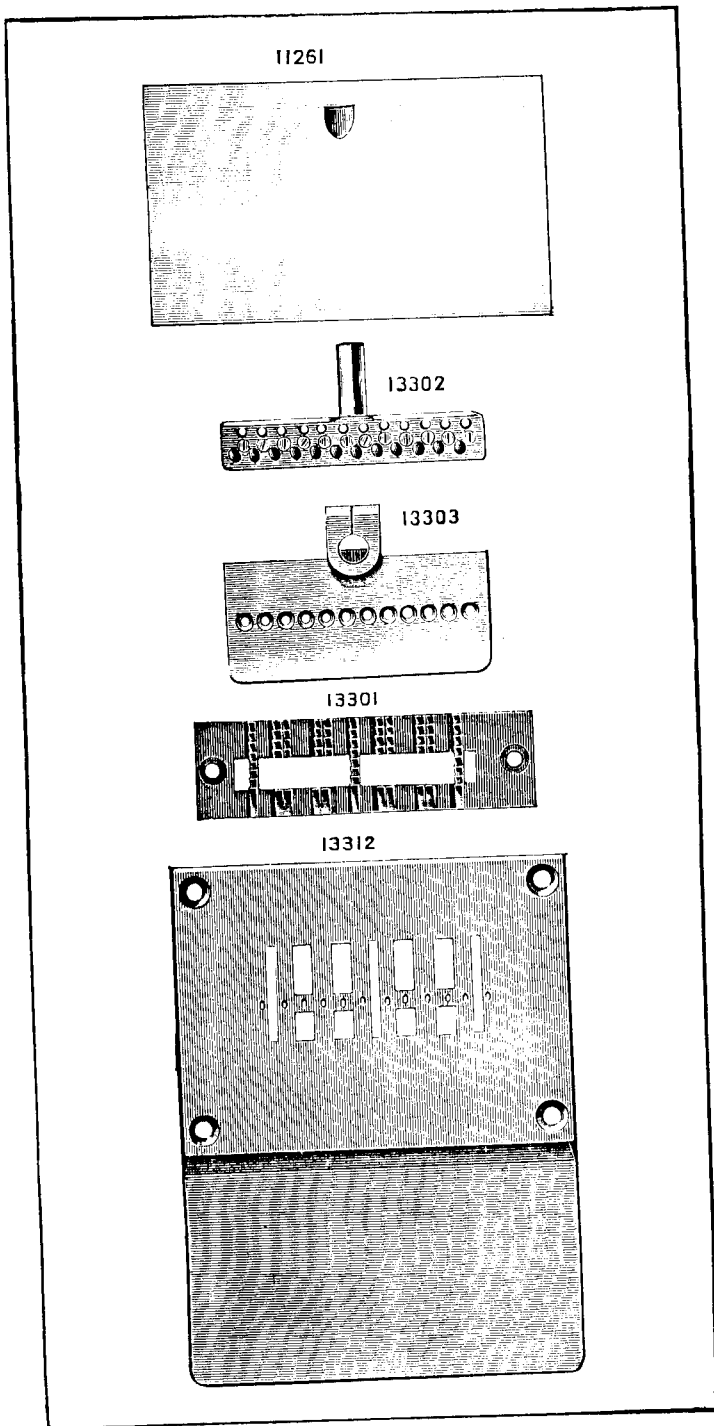
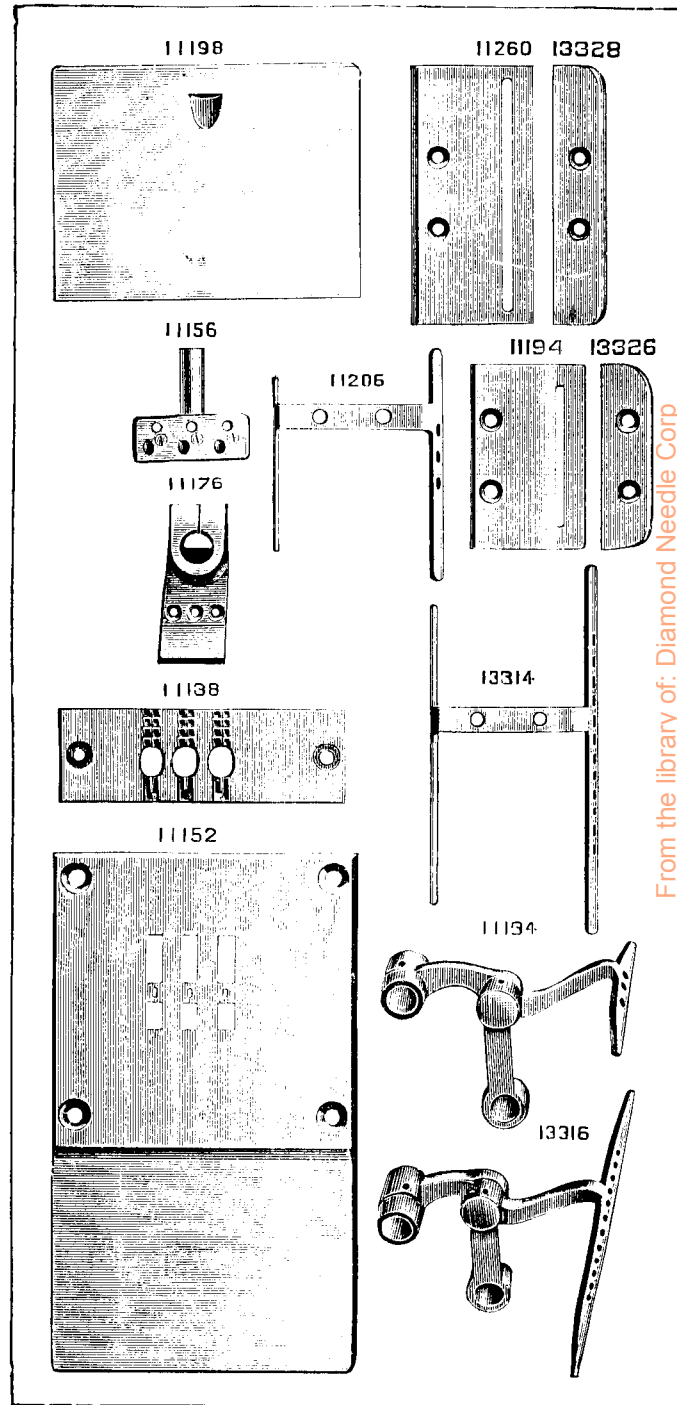


PLATE 490—ONE-HALF SIZE



From the library of: Diamond Needle Corp

PLATE 491—FULL SIZE


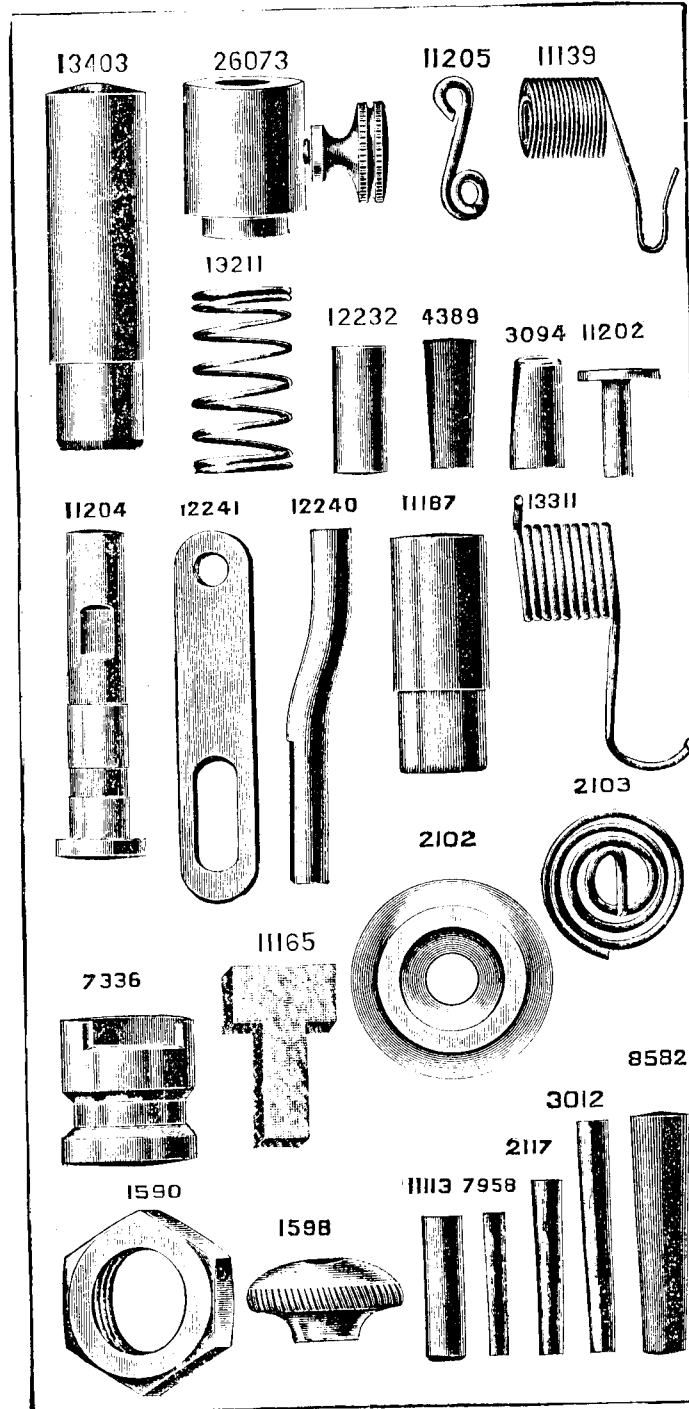


PLATE 492—FULL SIZE



From the library of: Diamond Needle Corp

PLATE 493—FULL SIZE





PLATE 494—FULL SIZE



From the library of: Diamond Needle Corp.

PLATE 495—ONE-FOURTH SIZE

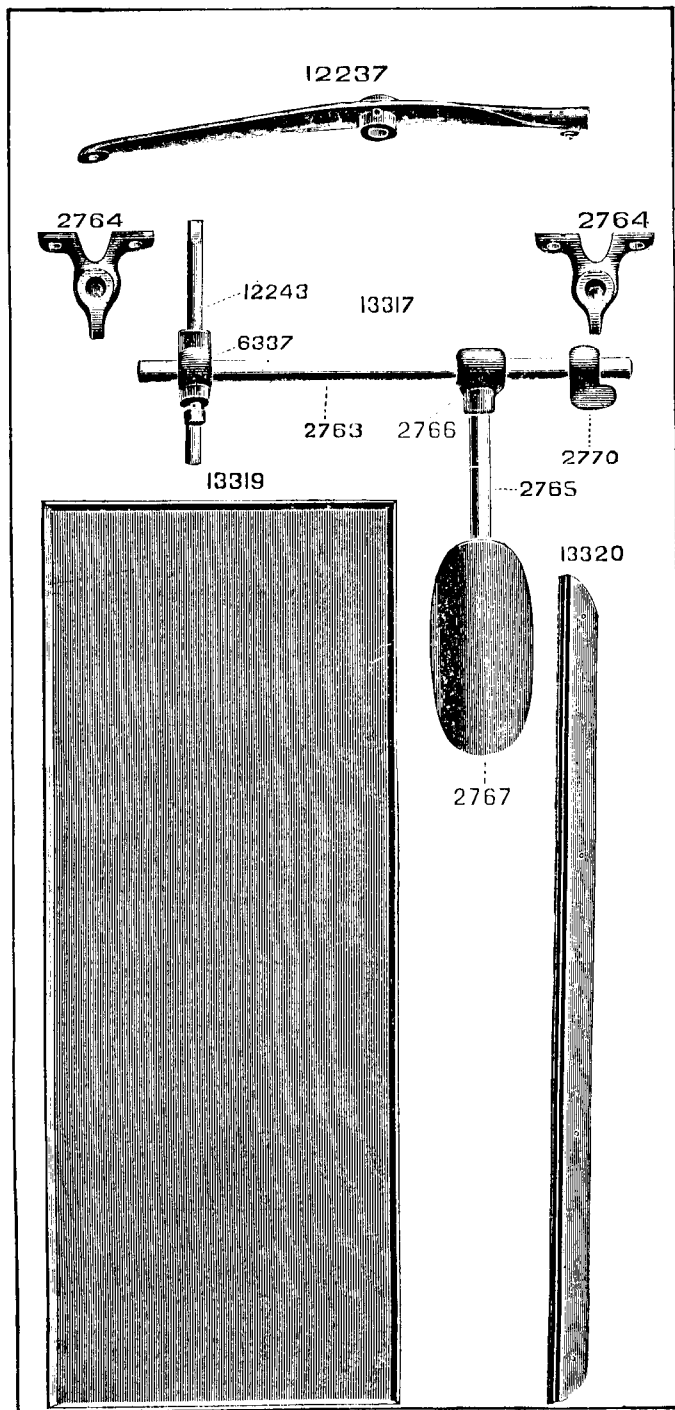
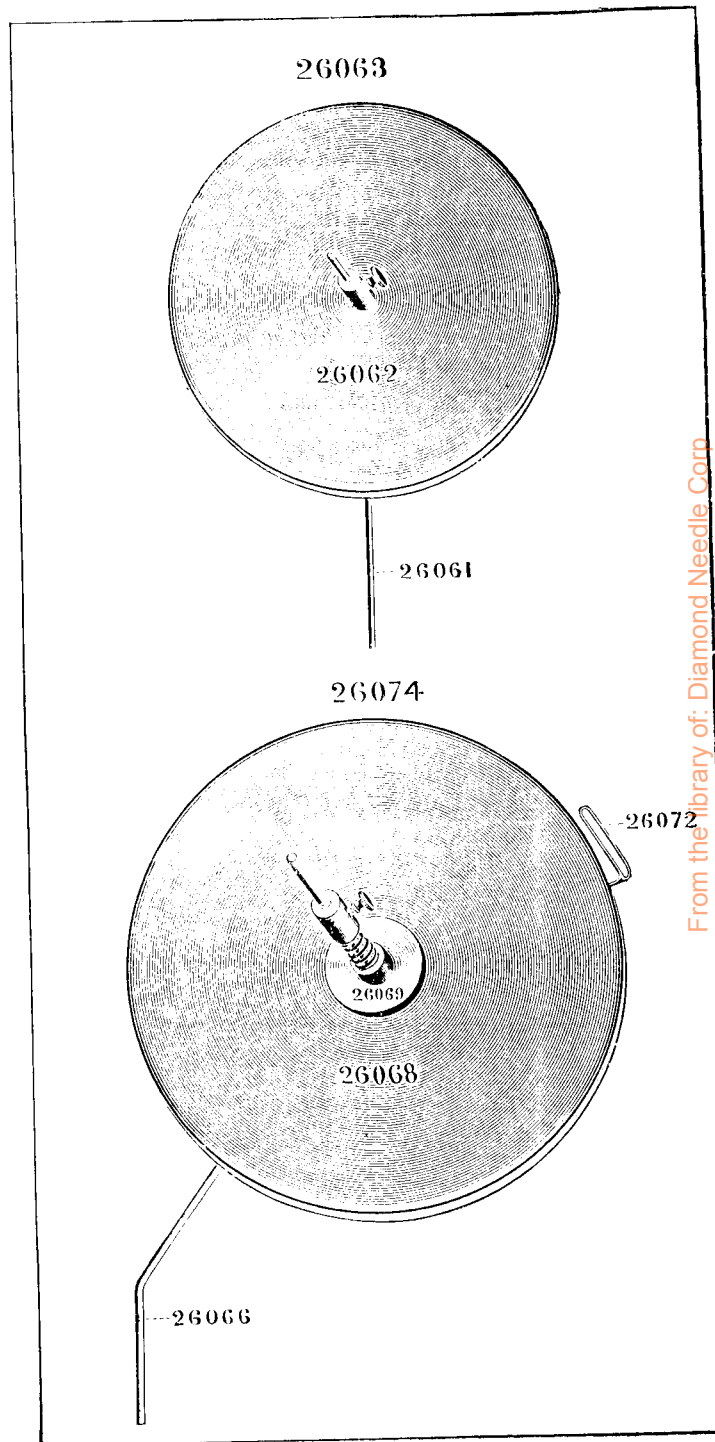


PLATE 989—ONE-FOURTH SIZE



From the library of: Diamond Needle Corp

PLATE 1101--FULL SIZE


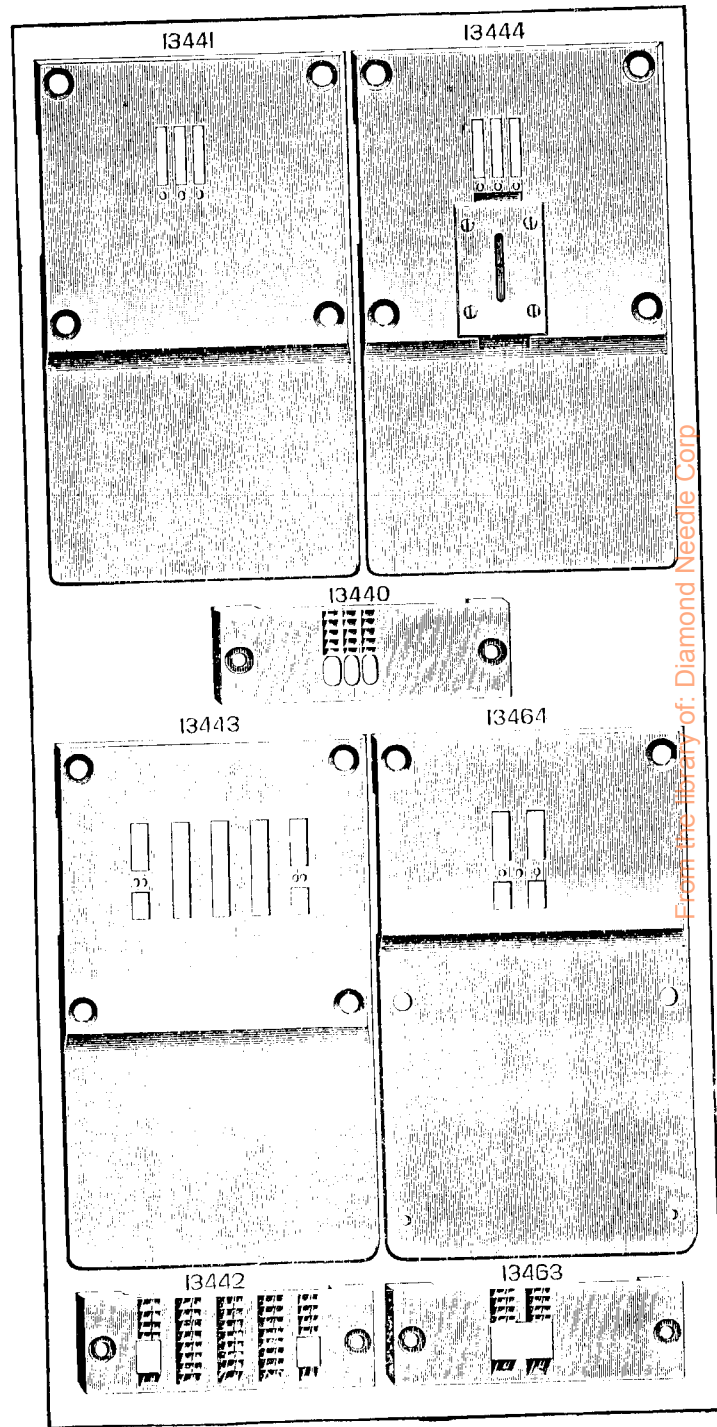


PLATE 2230--ONE-HALF SIZE



From the library of: Diamond Needle Corp

PLATE 2231—ONE-HALF SIZE




PLATE 2232 ONE-HALF SIZE

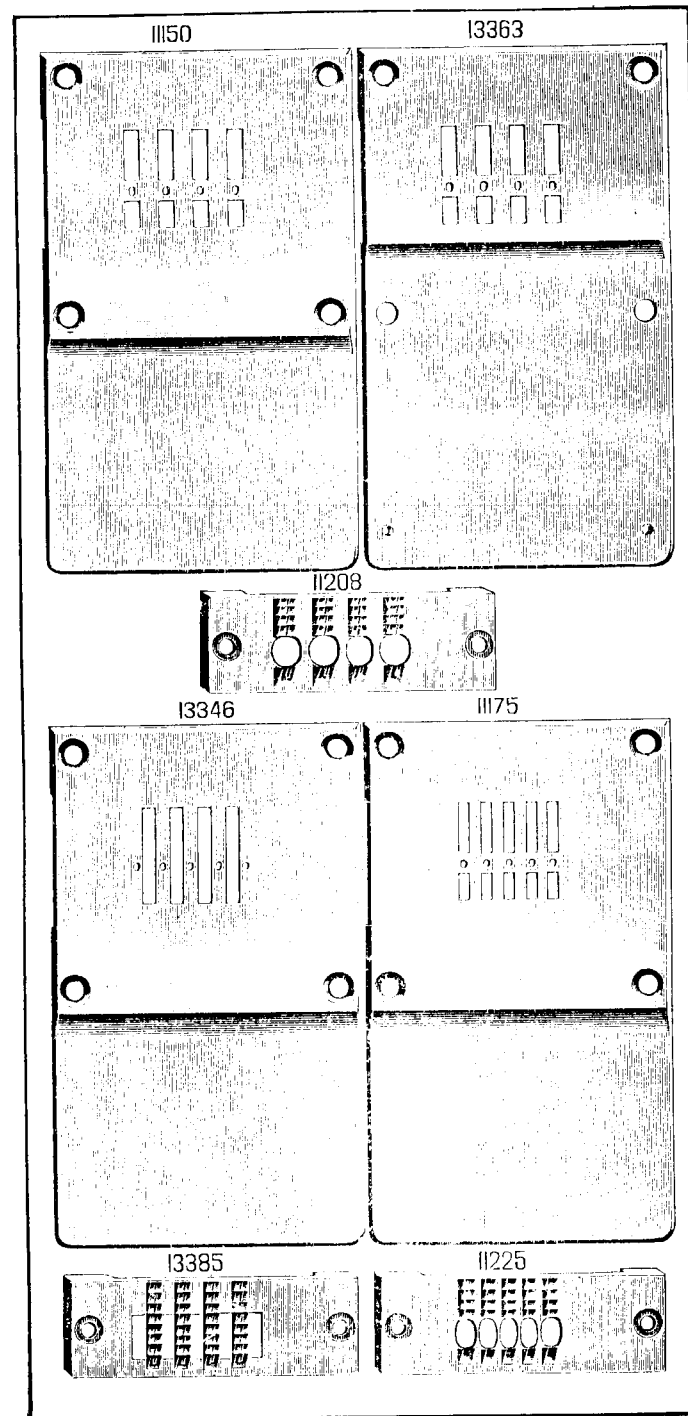




PLATE 2233—ONE-HALF SIZE


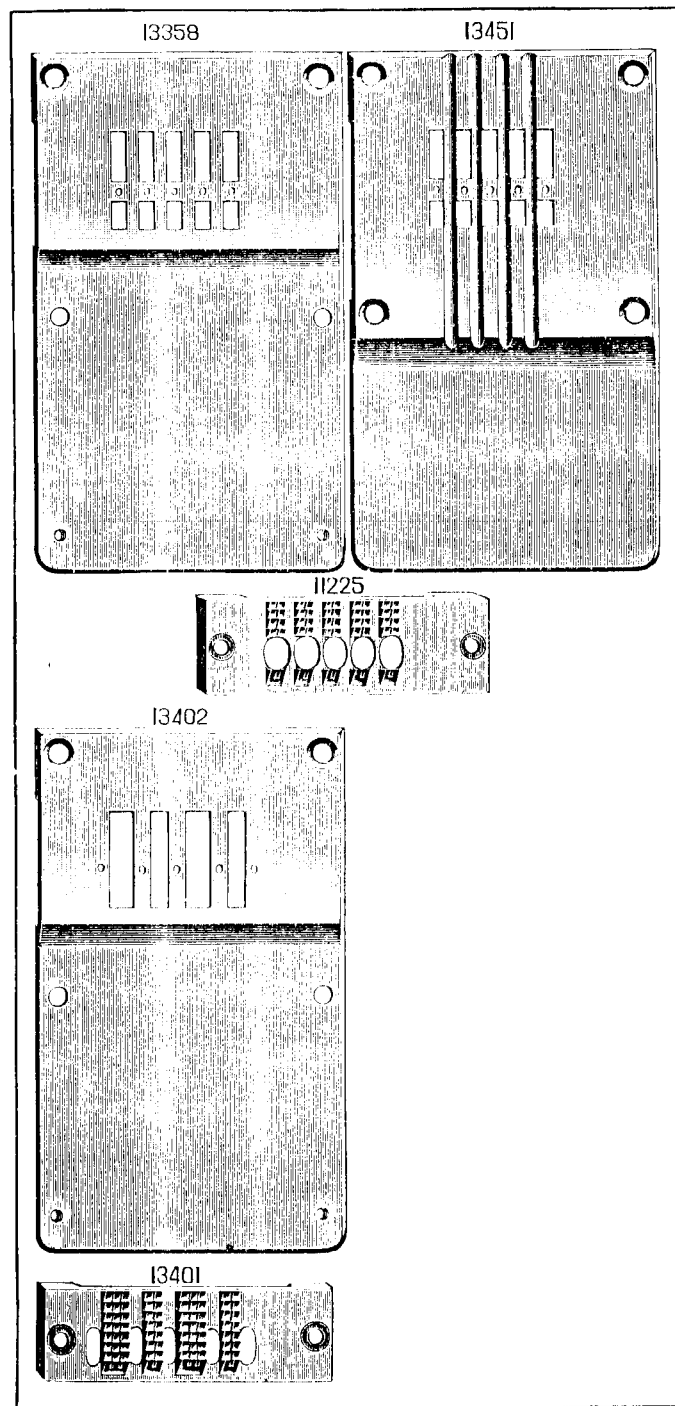


PLATE 2234—ONE-HALF SIZE



From the library of: Diamond Needle Corp

PLATE 2235—ONE-HALF SIZE

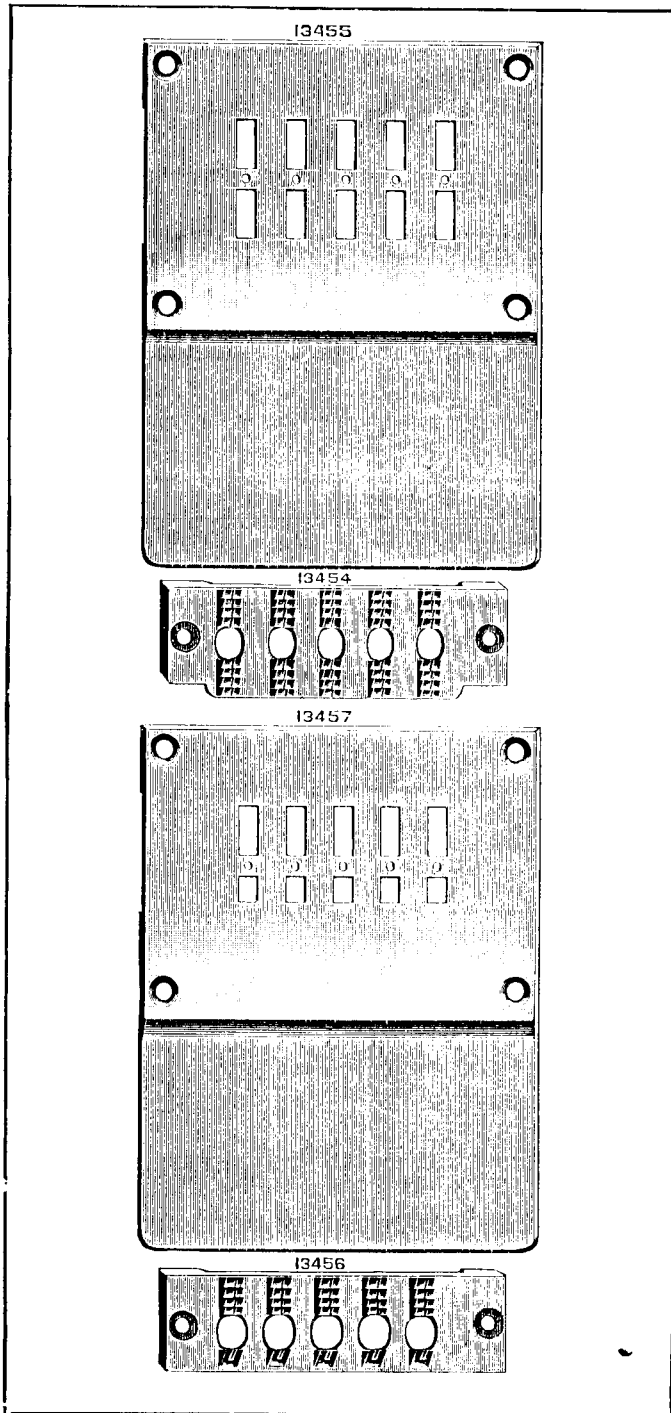
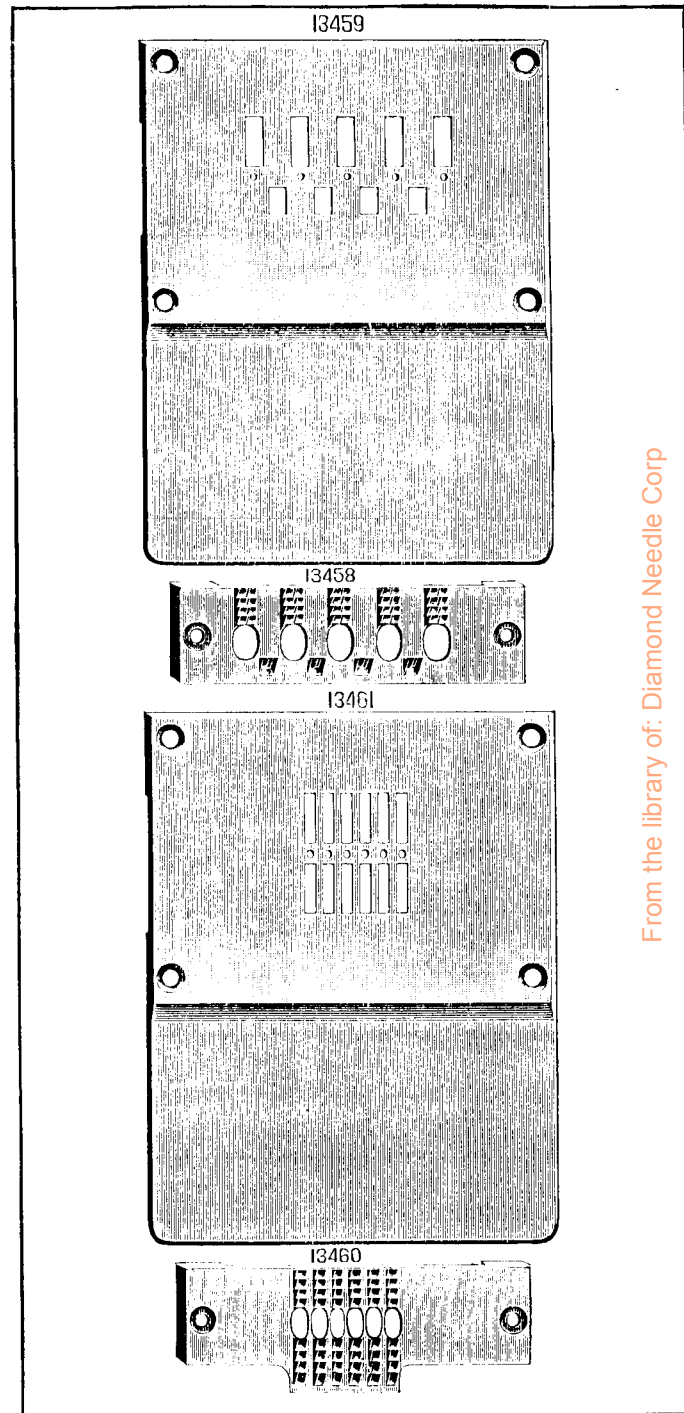


PLATE 2236—ONE-HALF SIZE



From the library of: Diamond Needle Corp

PLATE 2237—ONE-HALF SIZE

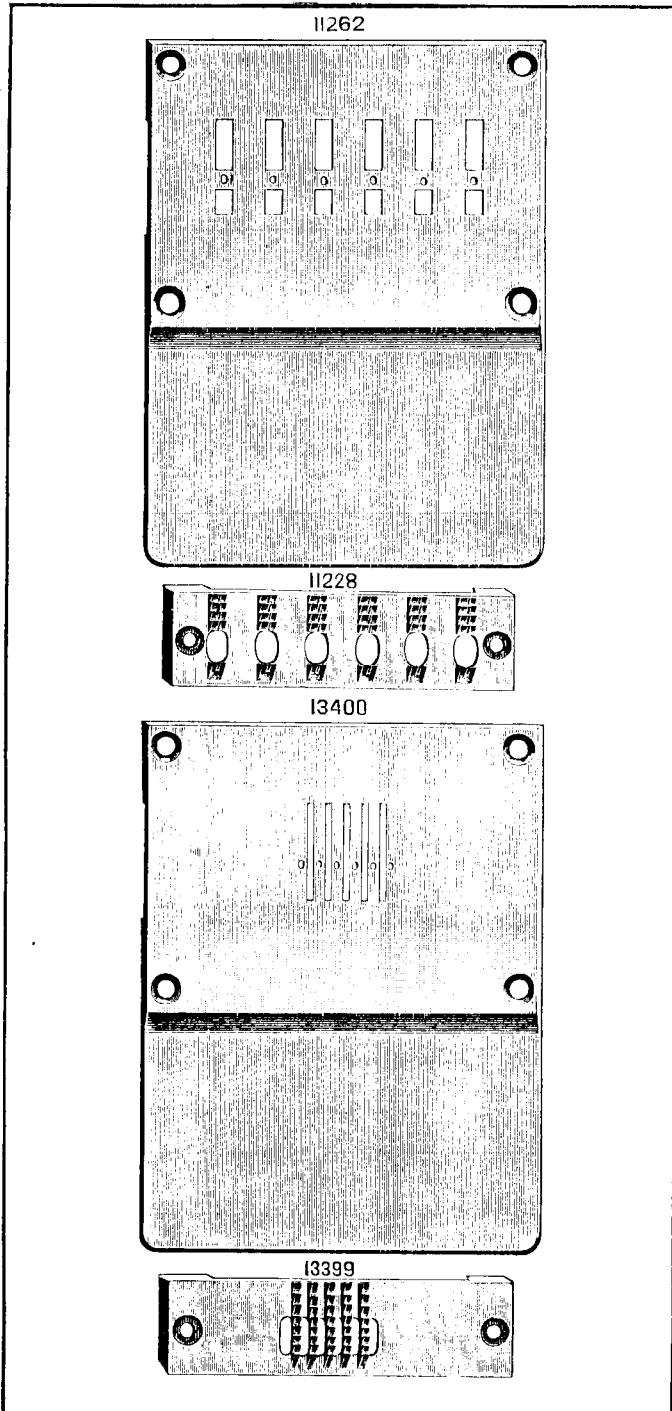



PLATE 2238—ONE-HALF SIZE



From the library of: Diamond Needle Corp

PLATE 2239—ONE-HALF SIZE


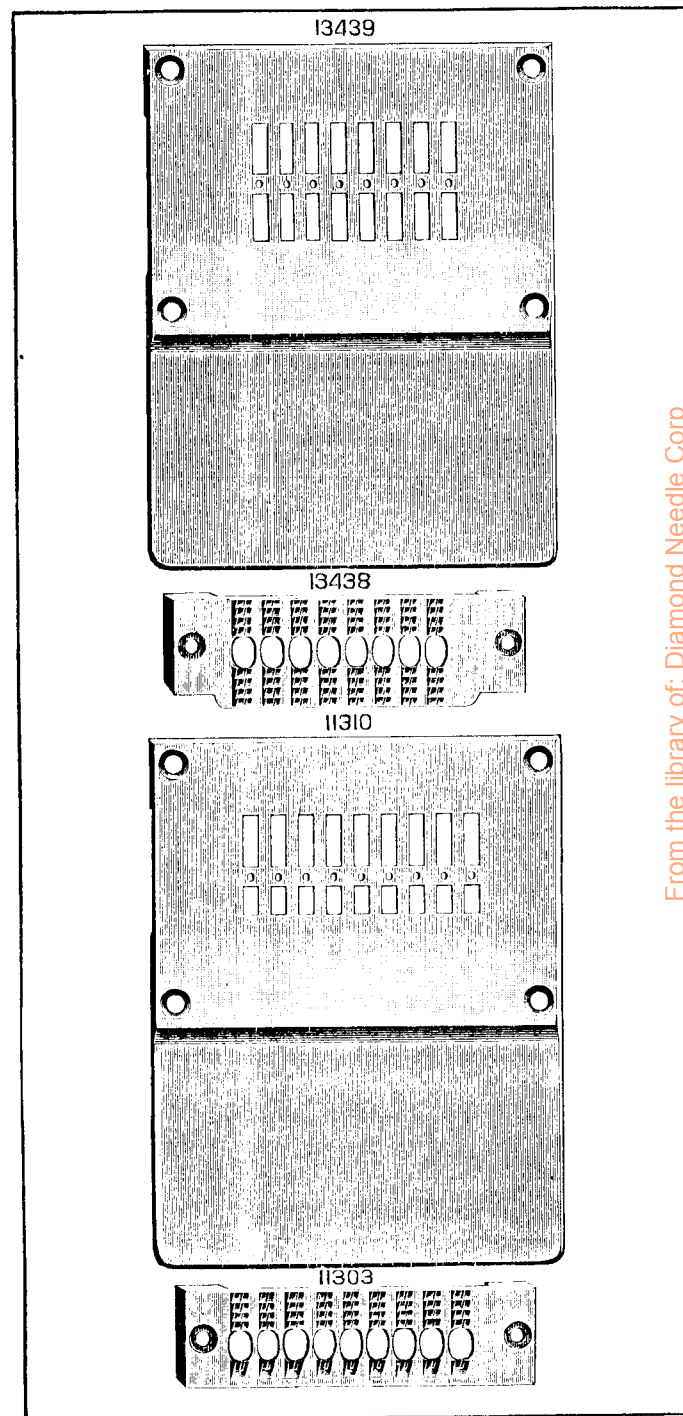


PLATE 2240—ONE-HALF SIZE



From the library of: Diamond Needle Corp

PLATE 2241—ONE-HALF SIZE


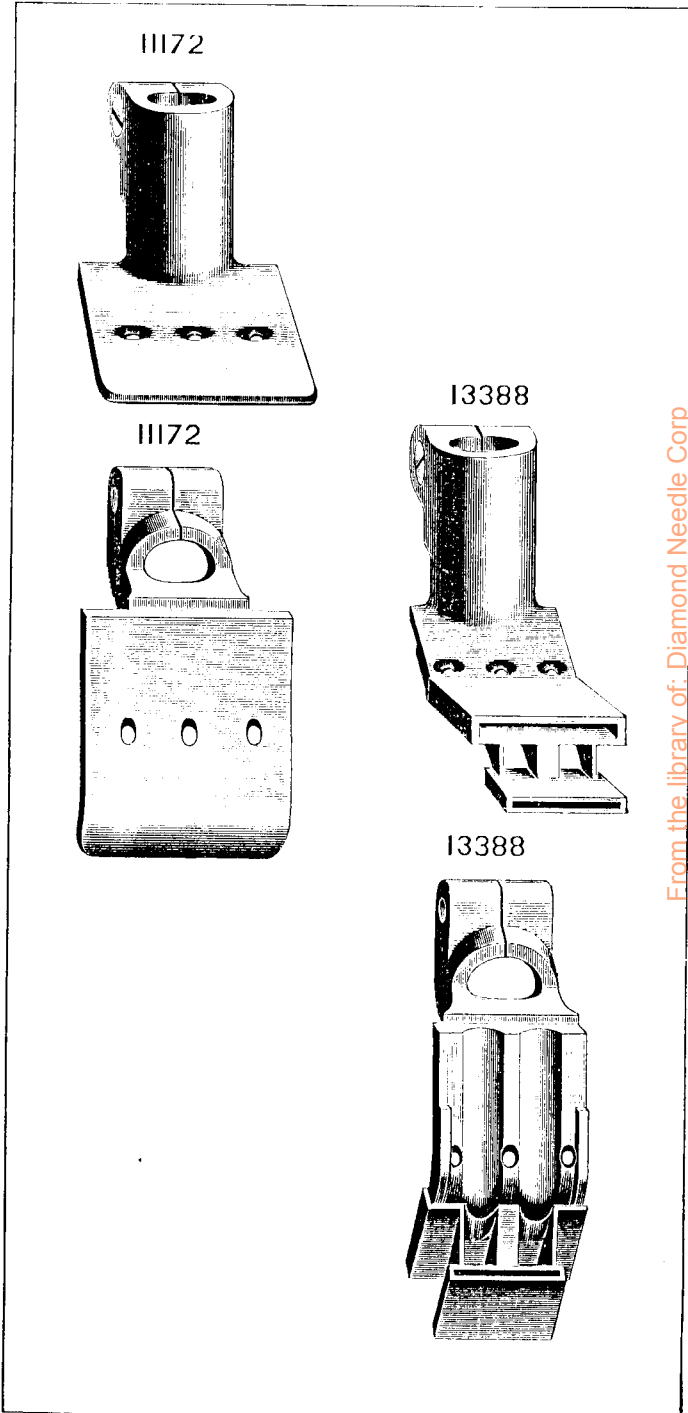


PLATE 2242—FULL SIZE



From the library of: Diamond Needle Corp

PLATE 2243—FULL SIZE

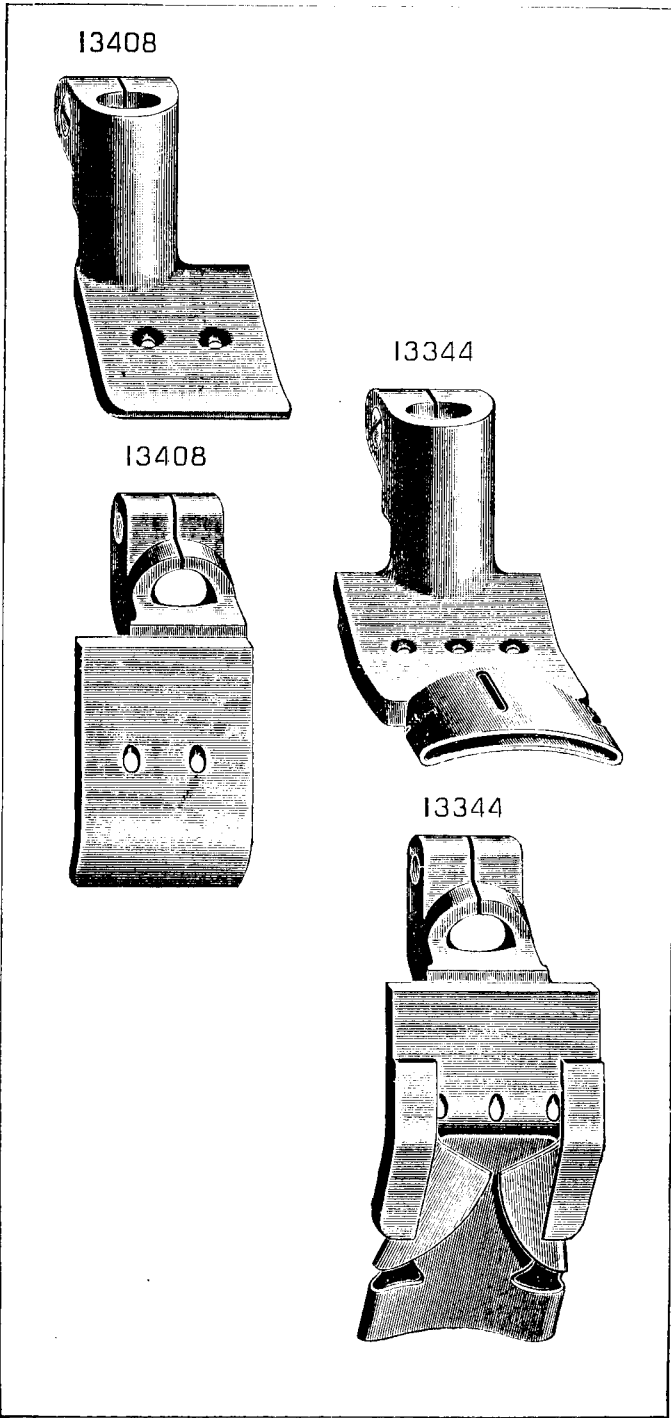
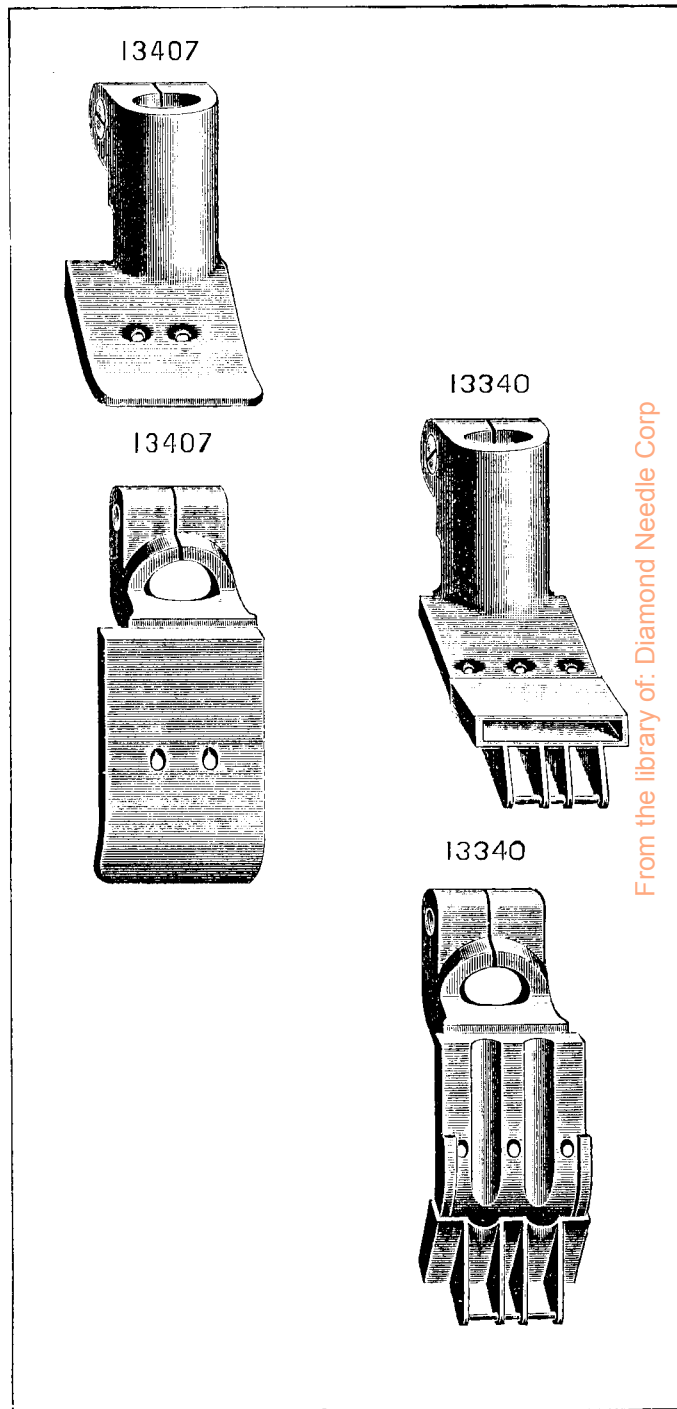


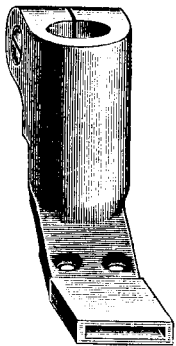
PLATE 2244—FULL SIZE



From the library of: Diamond Needle Corp

PLATE 2245—FULL SIZE

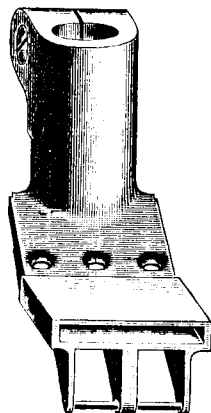
13397



13397



13468



13468


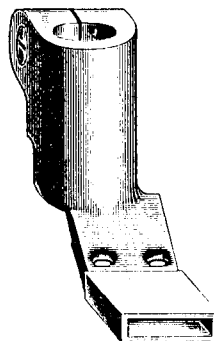



PLATE 2246—FULL SIZE

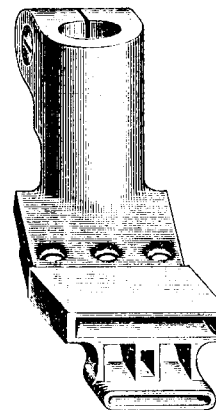
13415



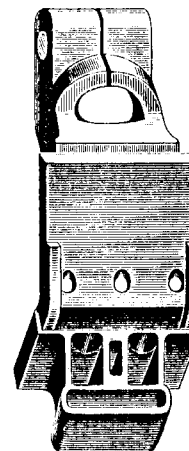
13415



13476



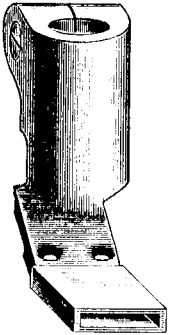
13476




From the library of: Diamond Needle Corp

PLATE 2247—FULL SIZE

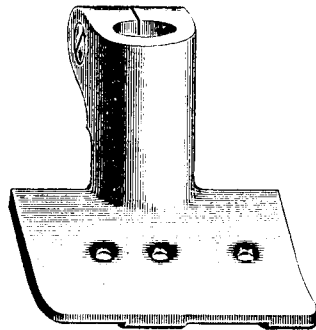
13409



13409



13475



13475


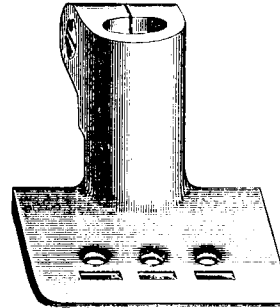
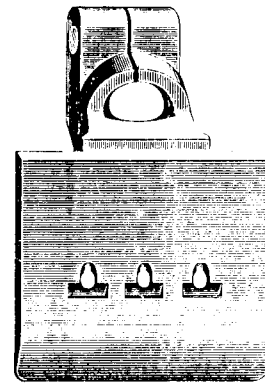


PLATE 2248—FULL SIZE

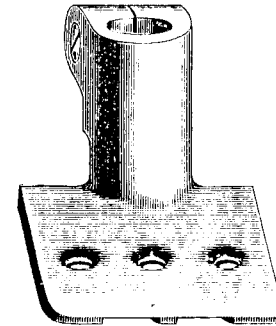
13469



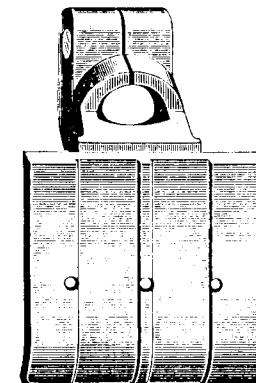
13469



13474



13474

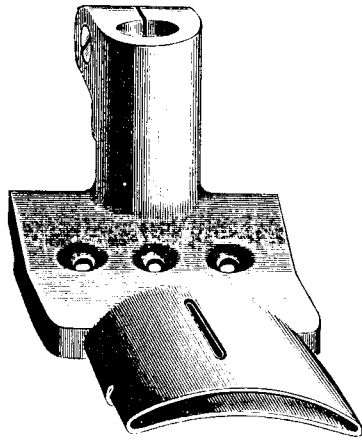


From the library of: Diamond Needle Corp

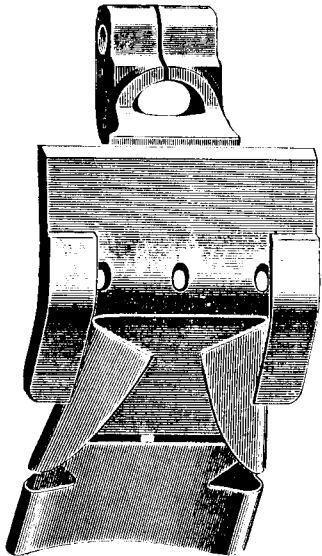


PLATE 2249—FULL SIZE

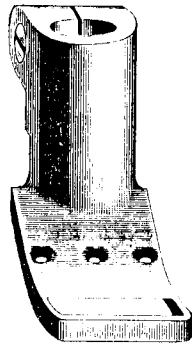
13466



13466



13471



13471


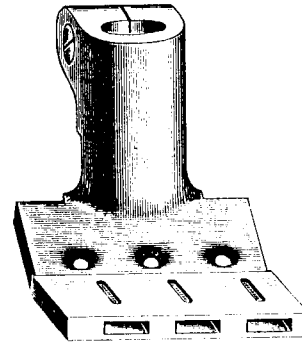
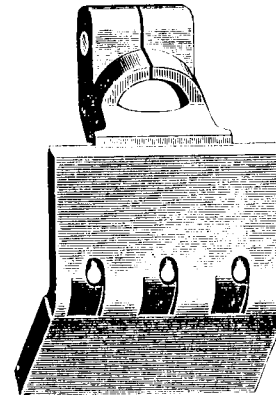


PLATE 2250—FULL SIZE

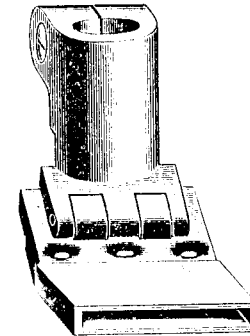
13472




13472



13473



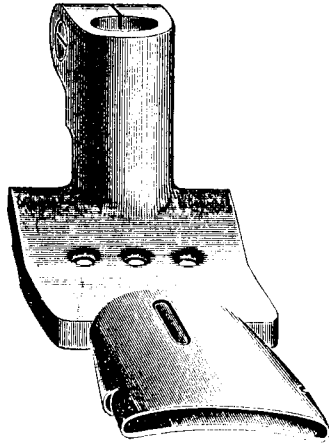
13473



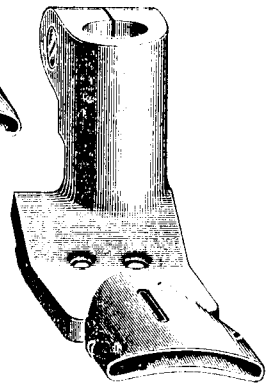
From the library of: Diamond Needle Corp

PLATE 2251—FULL SIZE

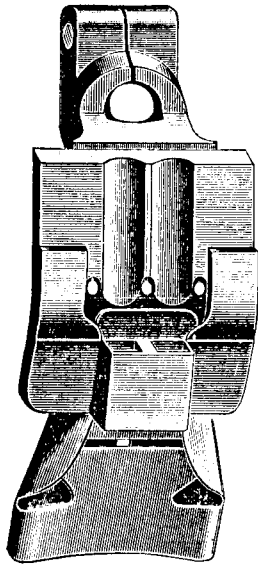
13467



13359



13467



13359

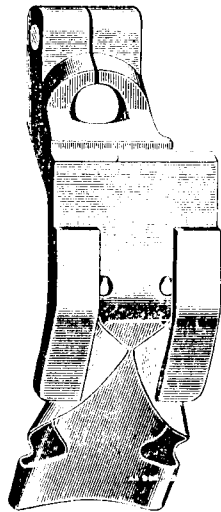
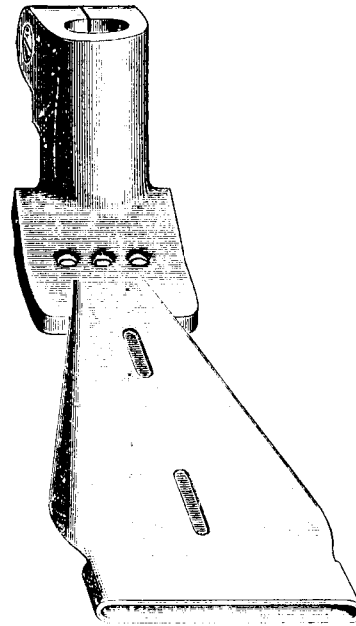
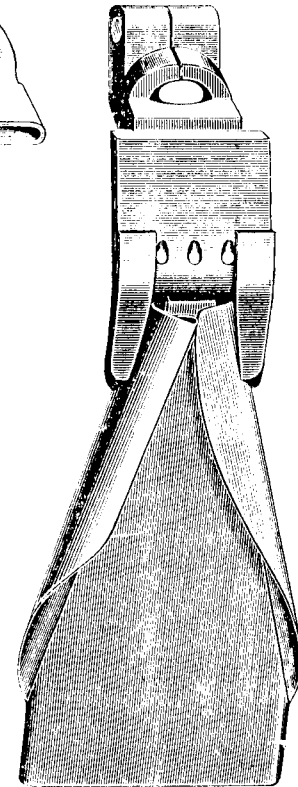


PLATE 2252—FULL SIZE

13465



13465



From the library of: Diamond Needle Corp

PLATE 2253—FULL SIZE

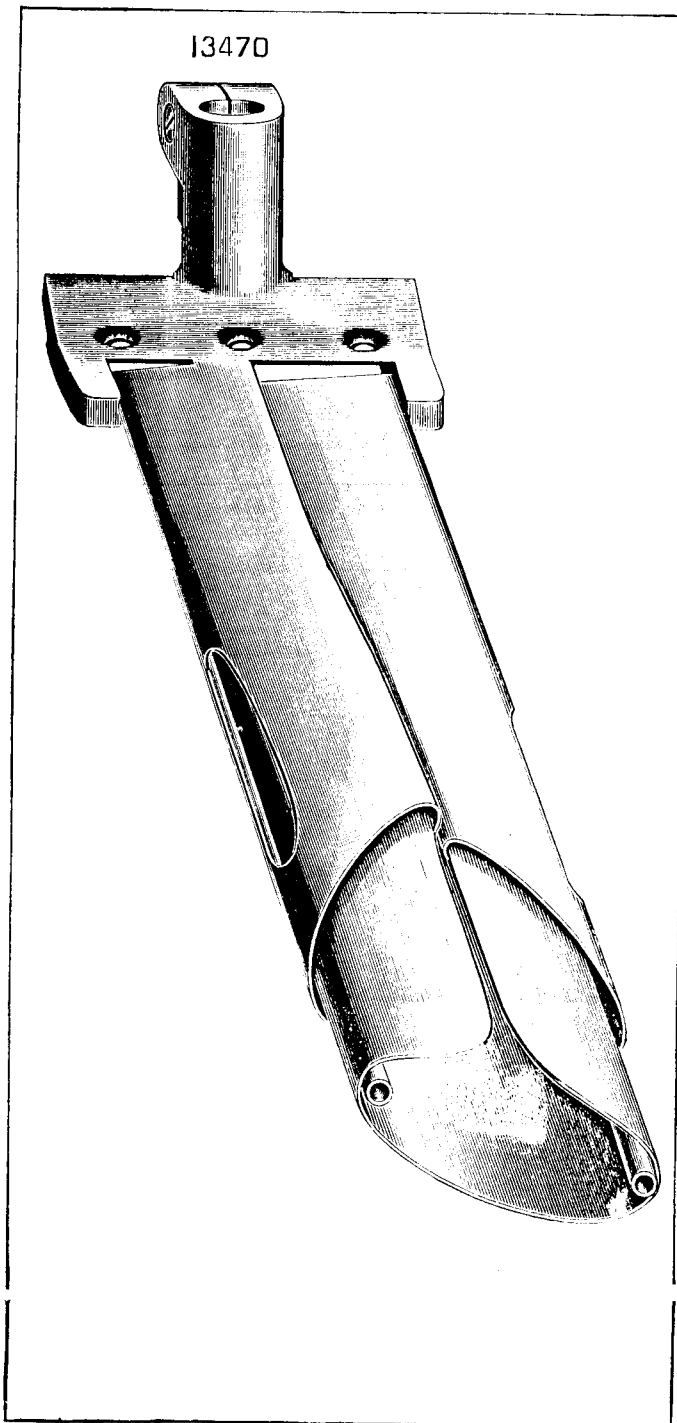
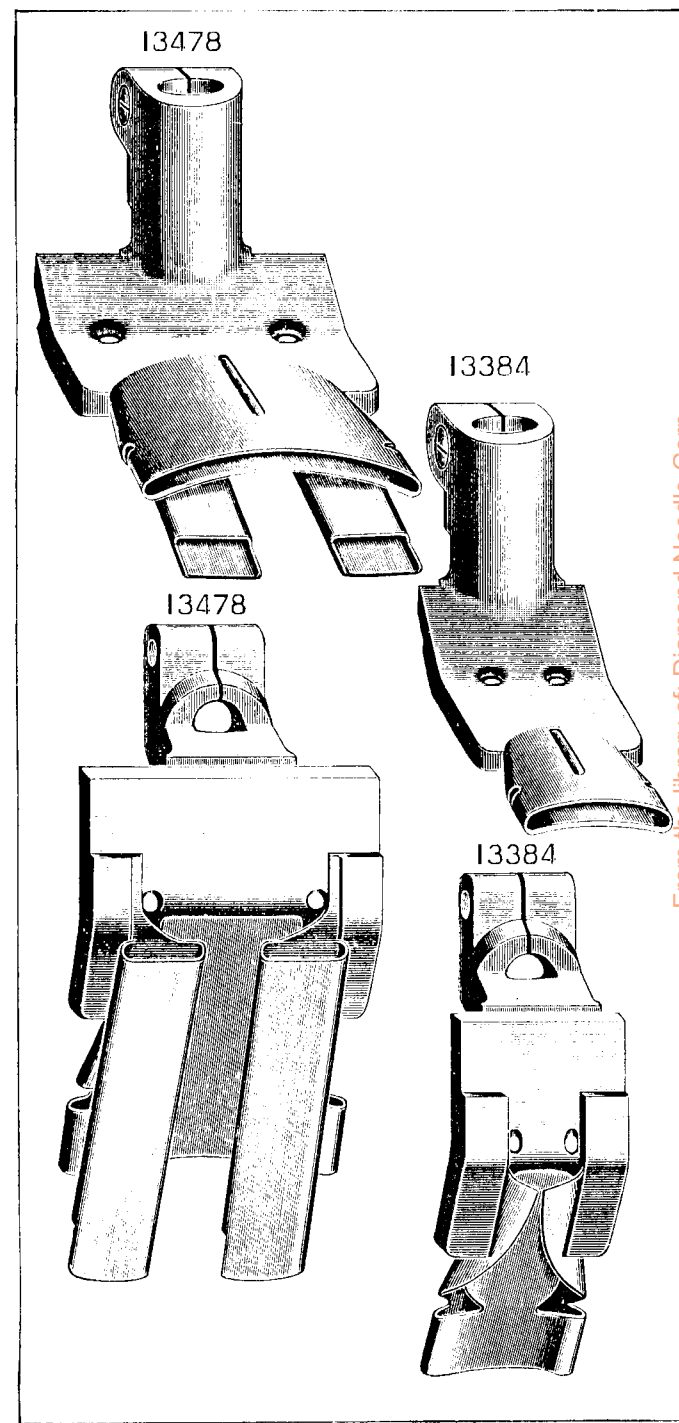


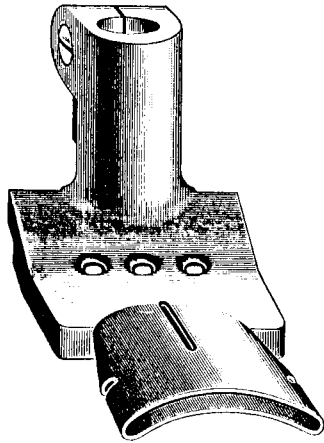
PLATE 2254—FULL SIZE



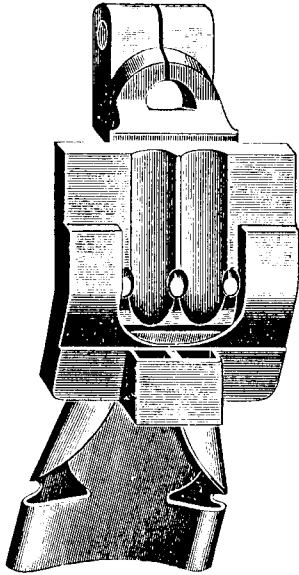
From the library of: Diamond Needle Corp

PLATE 2255—FULL SIZE

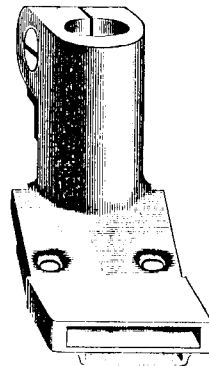
13479



13479



13477



13477

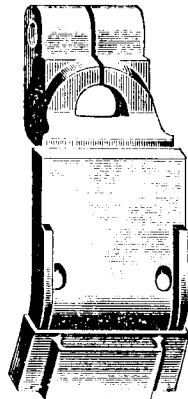
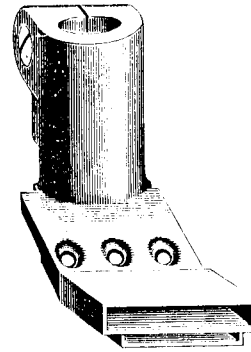
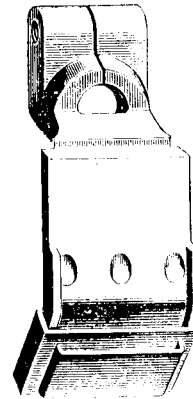


PLATE 2256—FULL SIZE

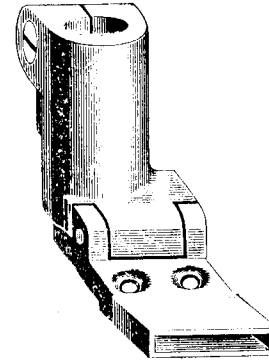
13481



13481



13480



13480

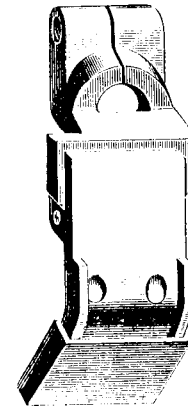
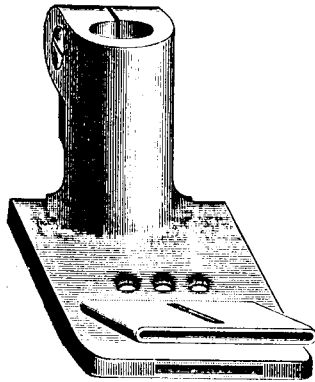


PLATE 2257—FULL SIZE

13485



13485


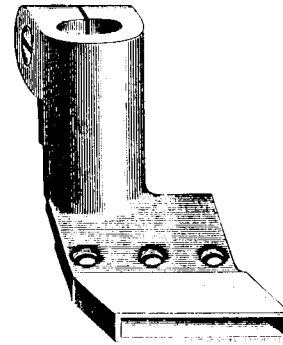



PLATE 2258—FULL SIZE

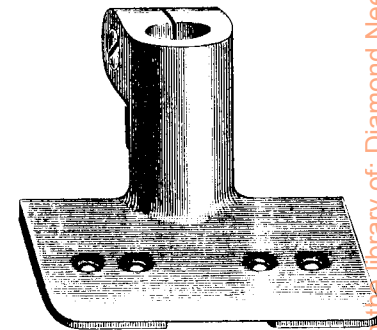
13382



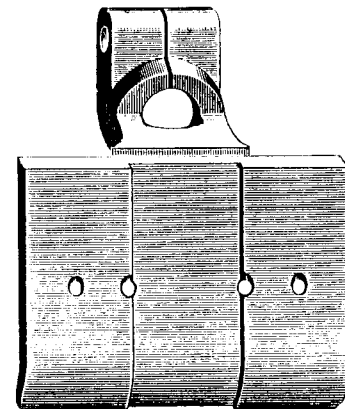
13382



13434



13434



From the library of: Diamond Needle Corp

PLATE 2259—FULL SIZE

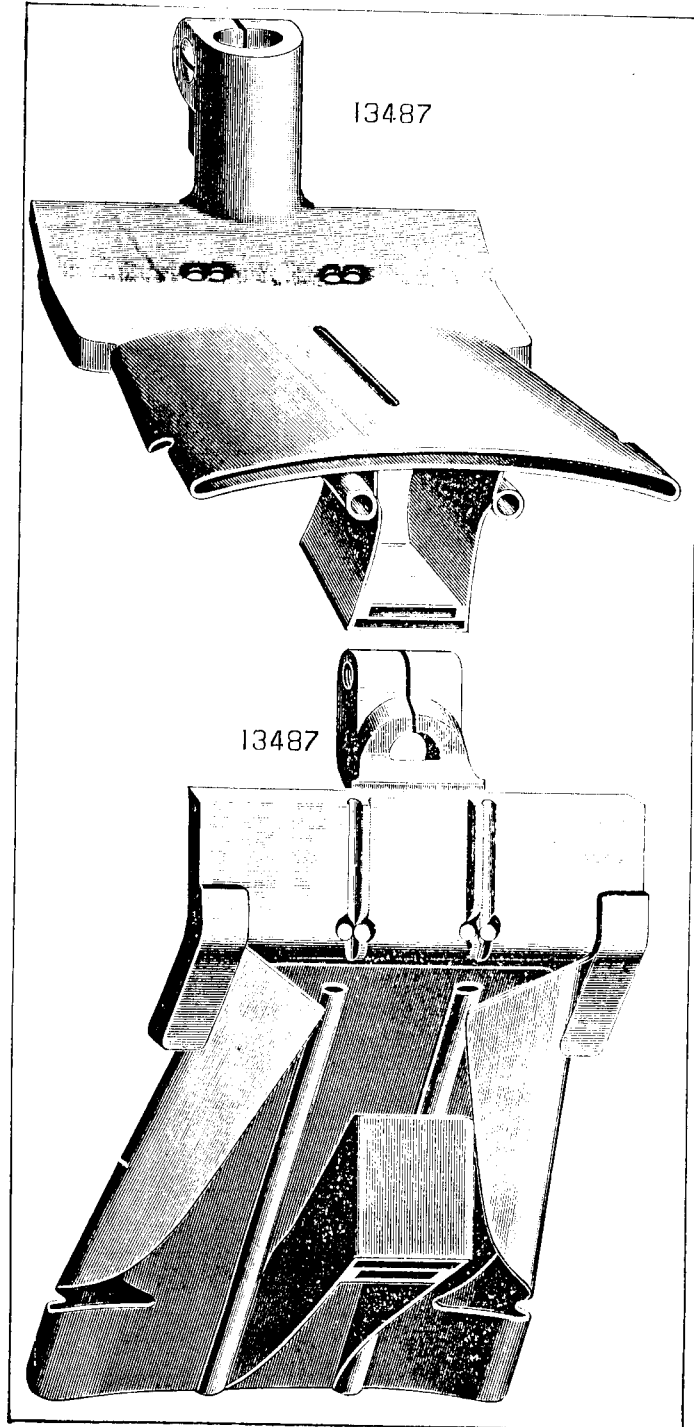
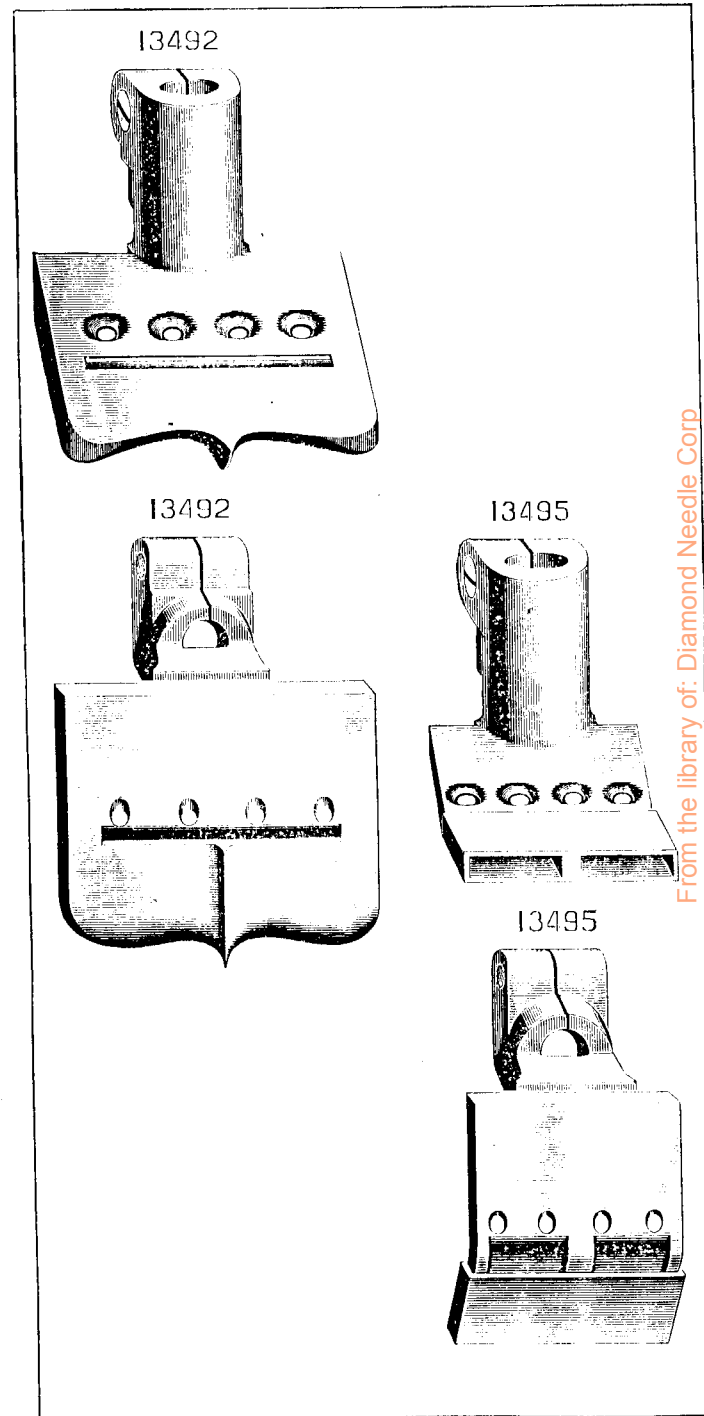


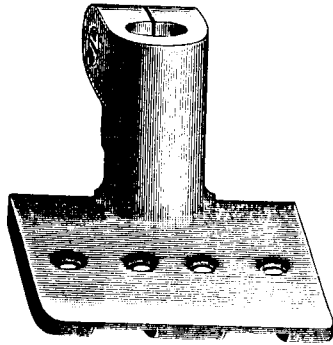
PLATE 2260—FULL SIZE




From the library of: Diamond Needle Corp

PLATE 2261 - FULL SIZE

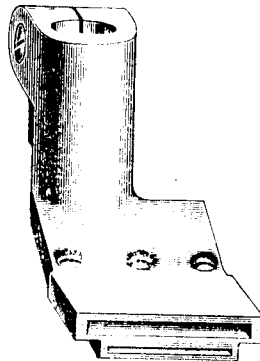
13497



13497



13499



13499


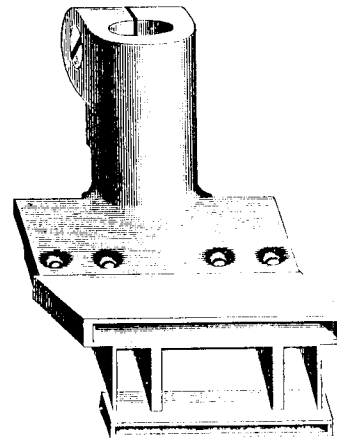



PLATE 2262 - FULL SIZE

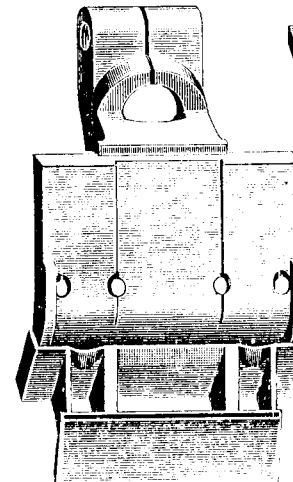
33003



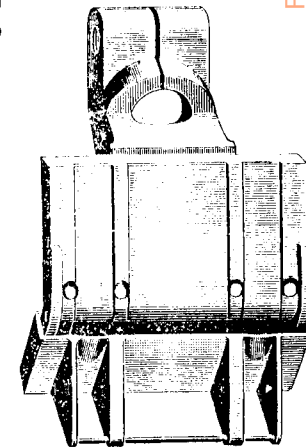
33002



33003



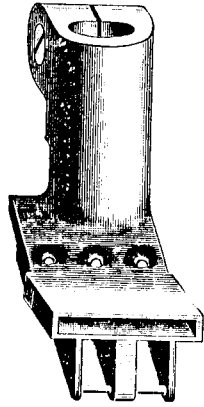
33002



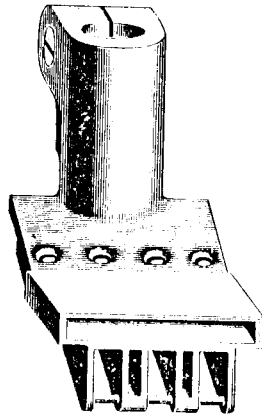
From the library of: Diamond Needle Corp

PLATE 2263—FULL SIZE


13365



13341



13365



13341

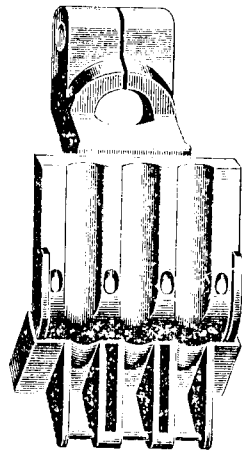
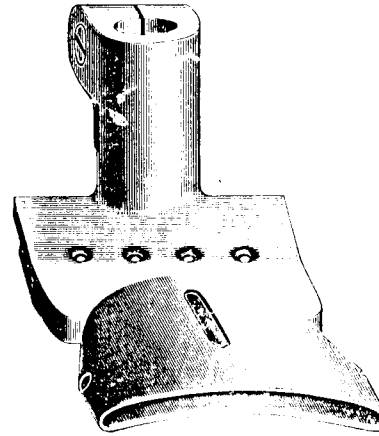



PLATE 2264—FULL SIZE

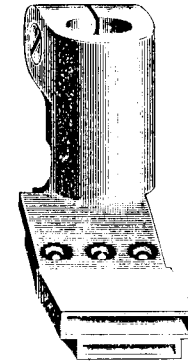
13353



13353



13398



13398

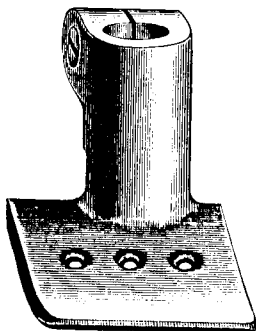


From the library of: Diamond Needle Corp




PLATE 2265—FULL SIZE

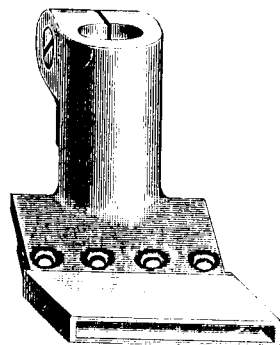
13367



13367



11216



11216


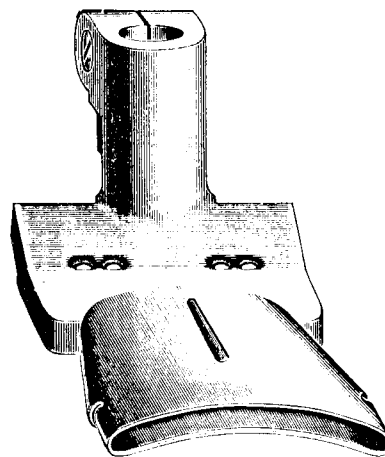
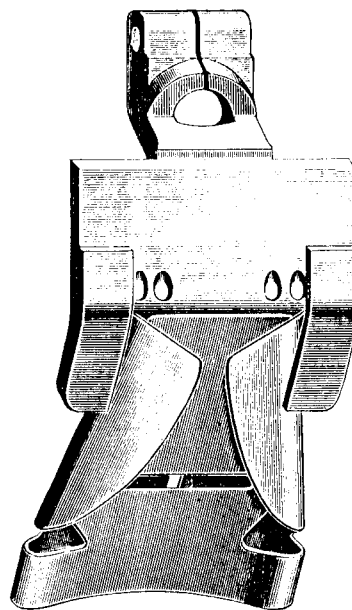


PLATE 2266—FULL SIZE


13488




13488



33055




33055




From the library of: Diamond Needle Corp

PLATE 2267—FULL SIZE

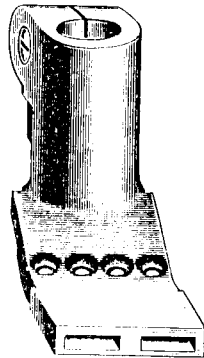
13493



13493



13494



13494


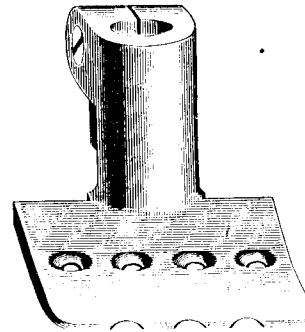
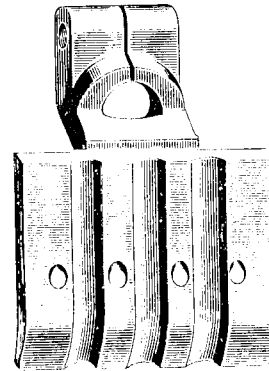


PLATE 2268—FULL SIZE

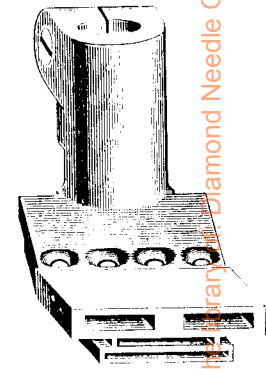
13489




13489



13491



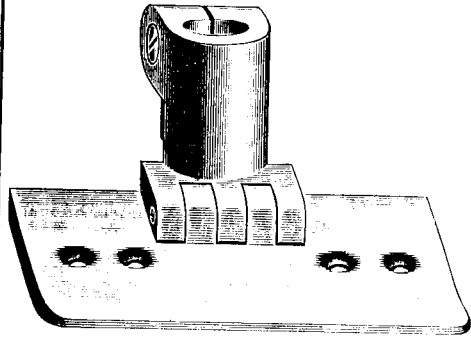
13491



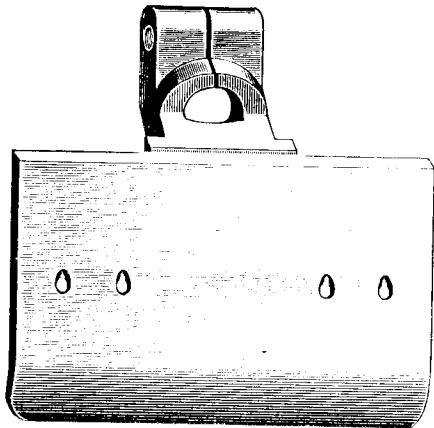
From the Library of Diamond Needle Corp

PLATE 2269—FULL SIZE


13490



13490



13414



13414

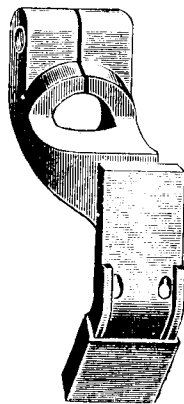
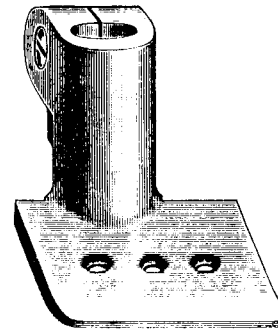
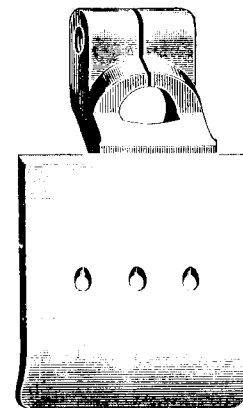


PLATE 2270—FULL SIZE

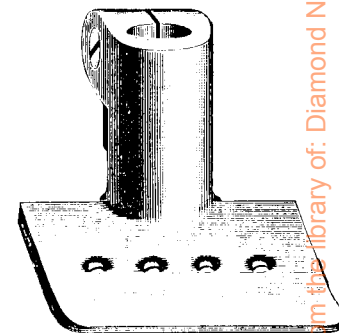
13394



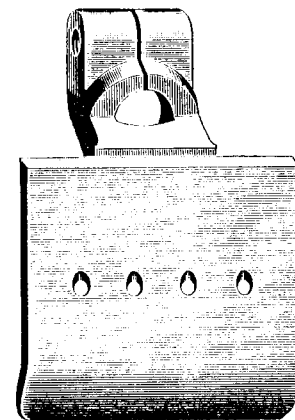
13394



11212



11212



From the library of: Diamond Needle Corp

PLATE 2271—FULL SIZE

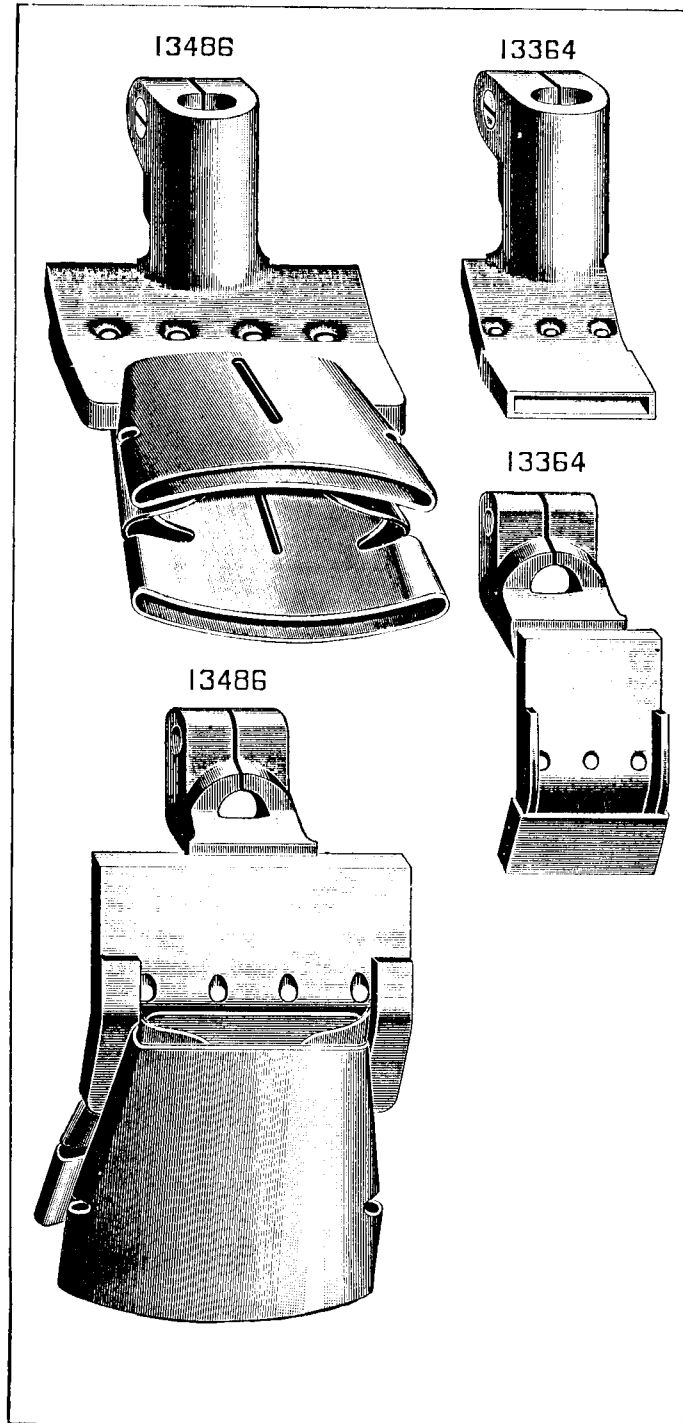
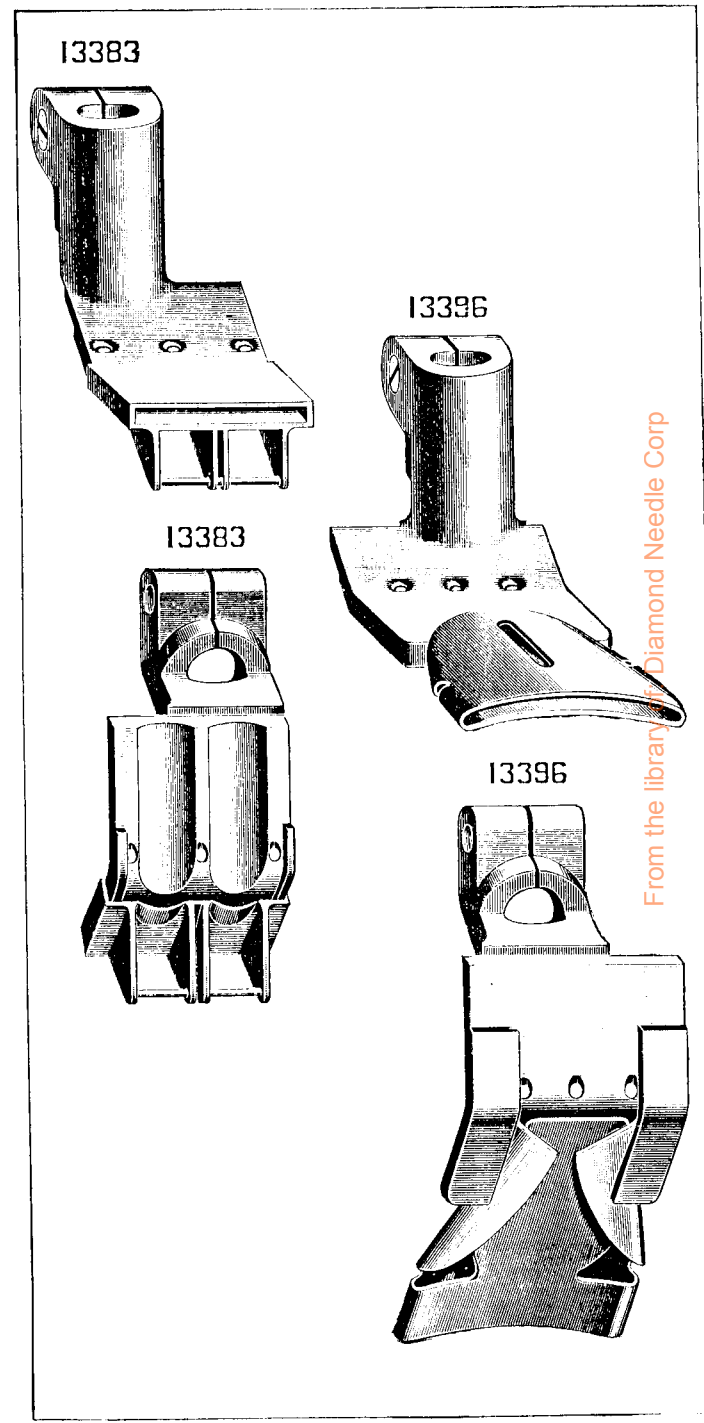


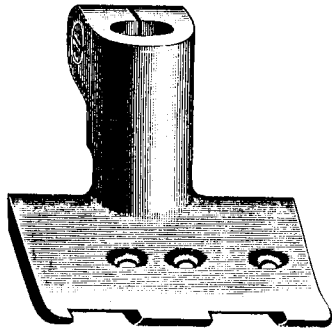
PLATE 2272—FULL SIZE



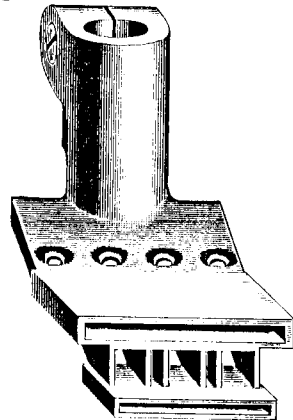
From the library of Diamond Needle Corp

PLATE 2273 - FULL SIZE


13496



13498



13496



13498

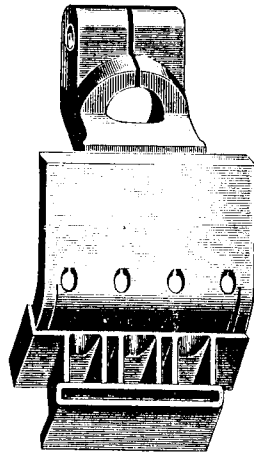
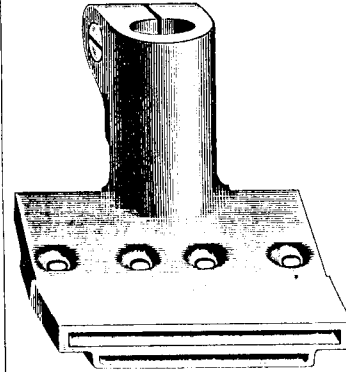
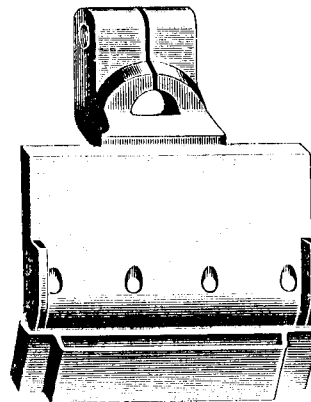


PLATE 2274 - FULL SIZE

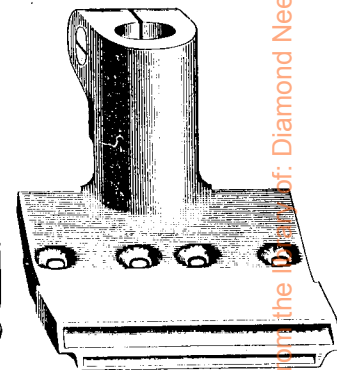
13500




13500



33001




33001



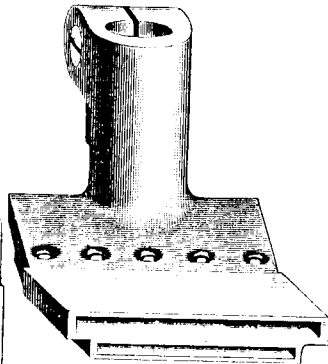
From the Library of: Diamond Needle Corp

PLATE 2275—FULL SIZE

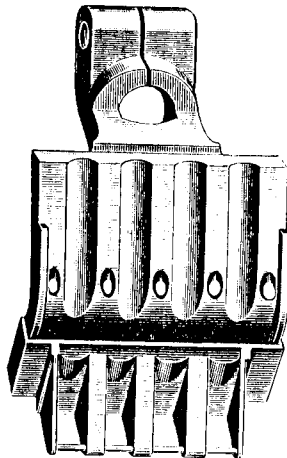
33016



33017



33016



33017

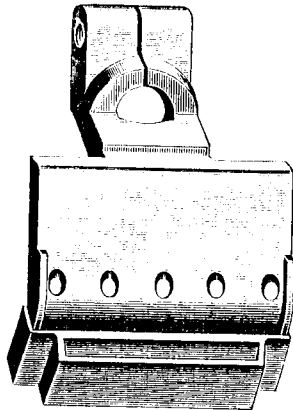




PLATE 2276—FULL SIZE

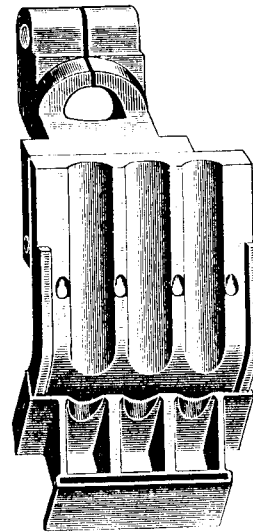
33014




33015



33014



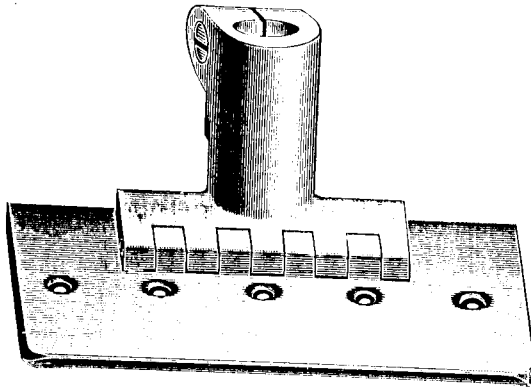
33015



From the library of: Diamond Needle Corp

PLATE 2277—FULL SIZE

33011



33011

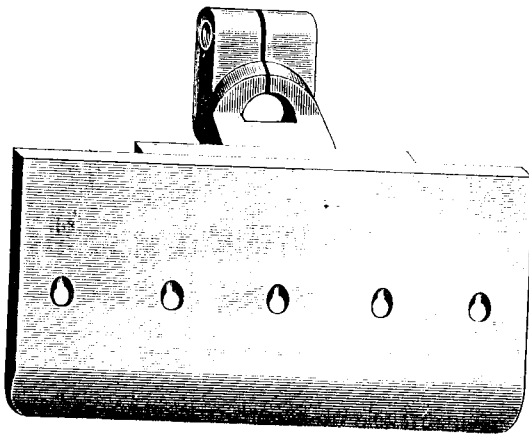
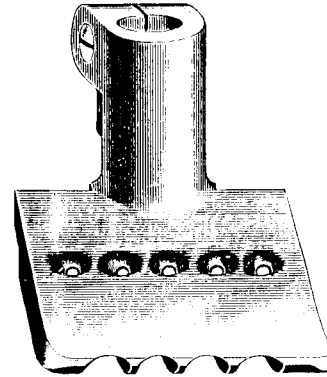
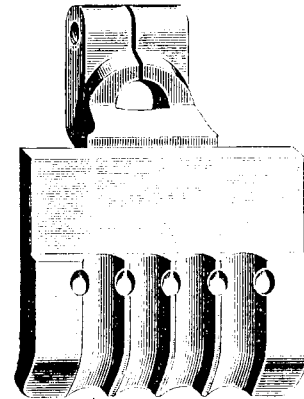


PLATE 2278—FULL SIZE

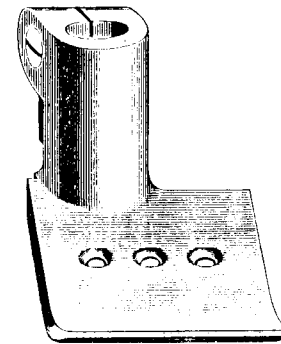
33010



33010



33012



33012

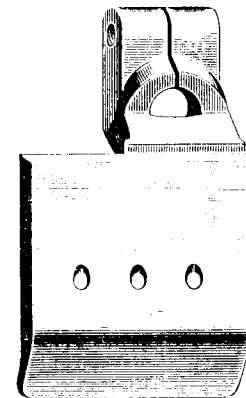
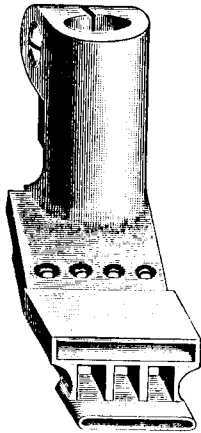
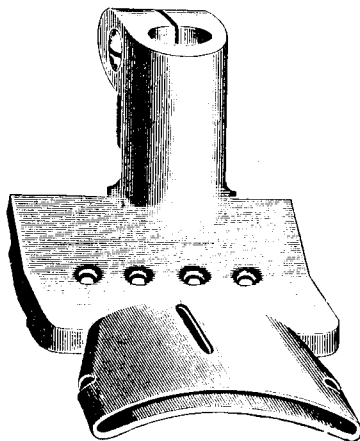


PLATE 2279—FULL SIZE


13389



33004



13389



33004

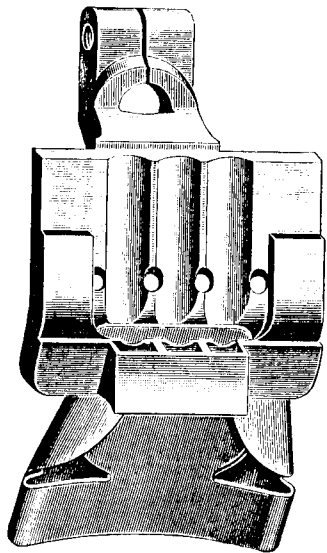
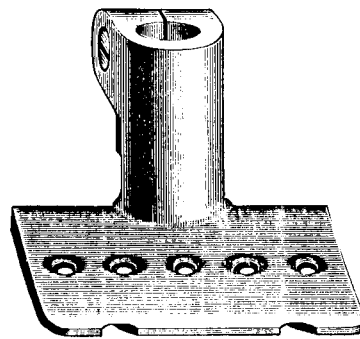
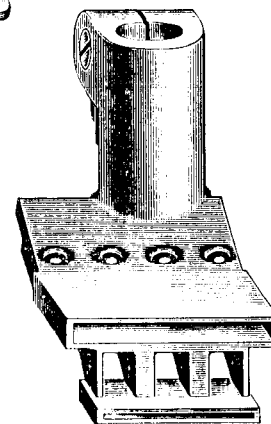


PLATE 2280—FULL SIZE


33008



33013



33008



33013

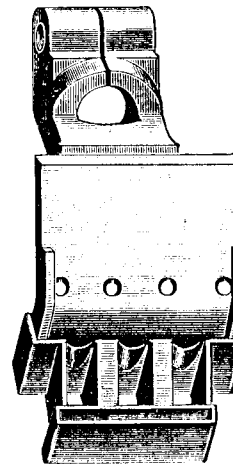




PLATE 2281—FULL SIZE

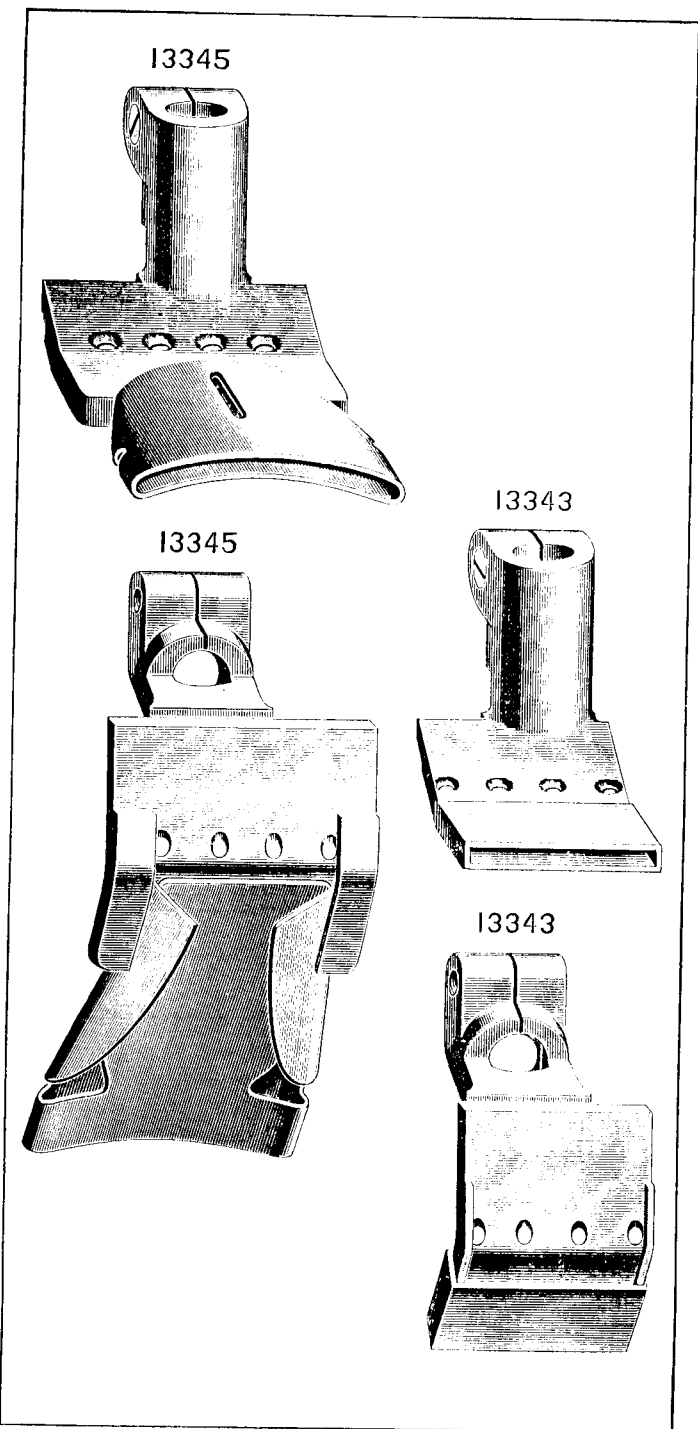
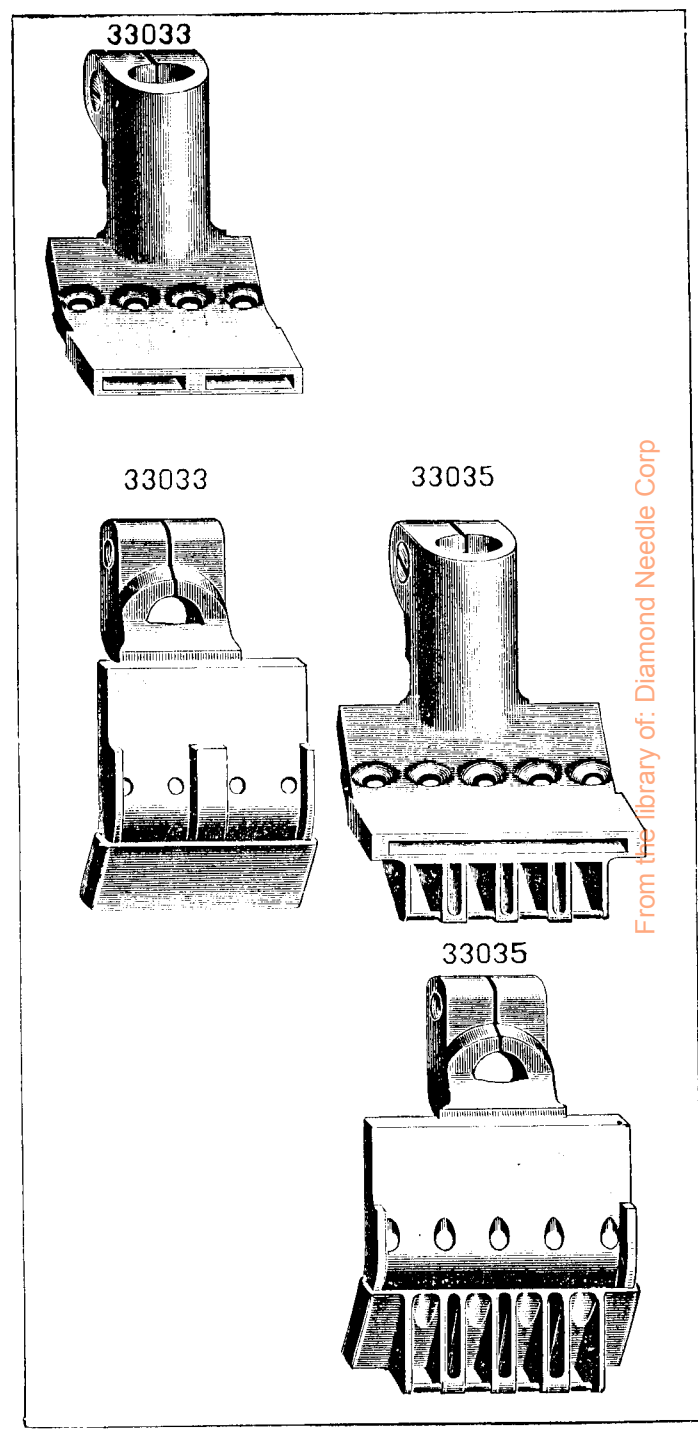


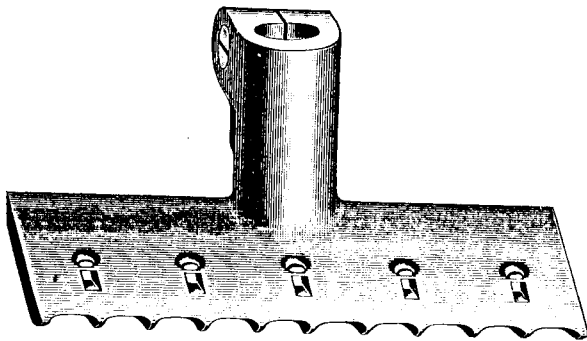
PLATE 2282—FULL SIZE



From the library of: Diamond Needle Corp

PLATE 2283—FULL SIZE

33029



33029

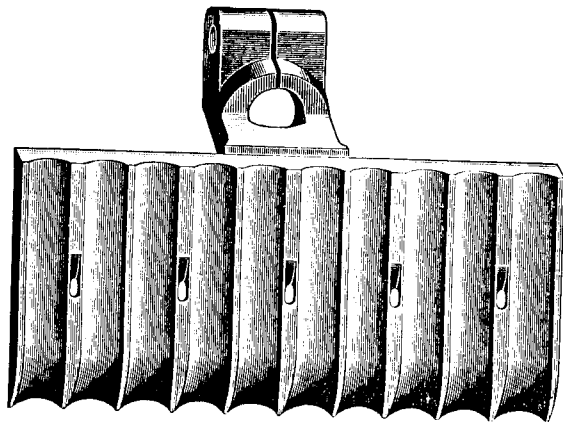
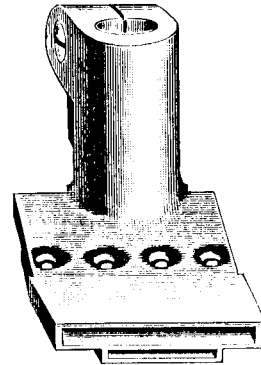
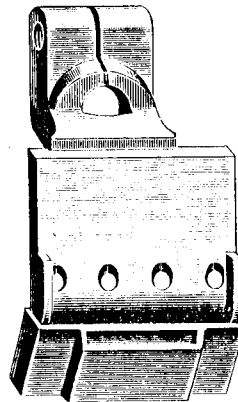


PLATE 2284—FULL SIZE

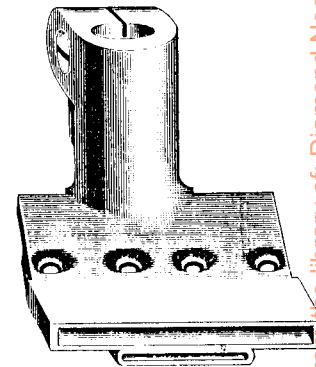
33018



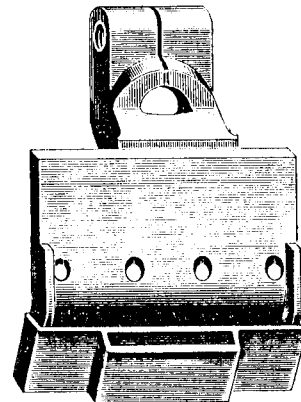
33018



33019




33019



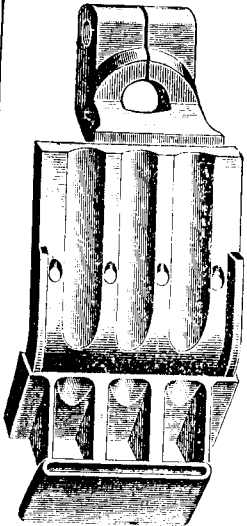
From the library of: Diamond Needle Corp

PLATE 2285—FULL SIZE

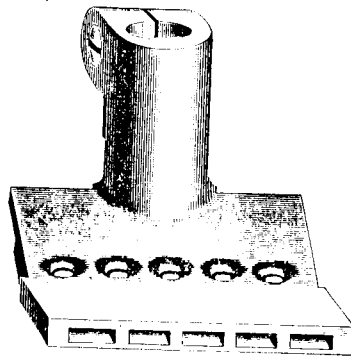
33034



33034



33054



33054


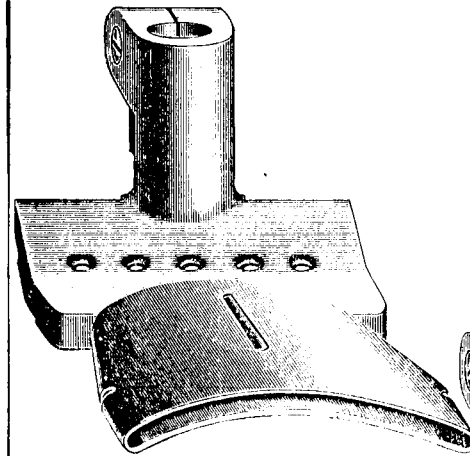
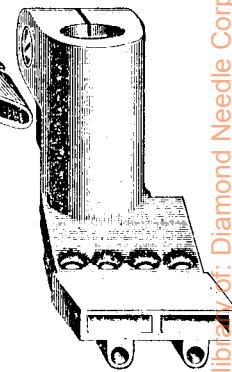


PLATE 2286—FULL SIZE

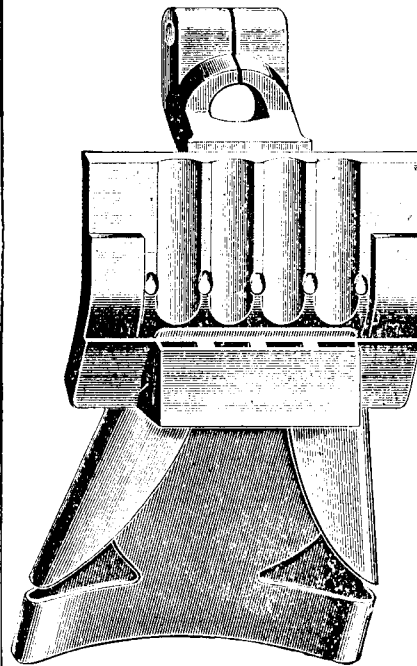
33005




33009



33005



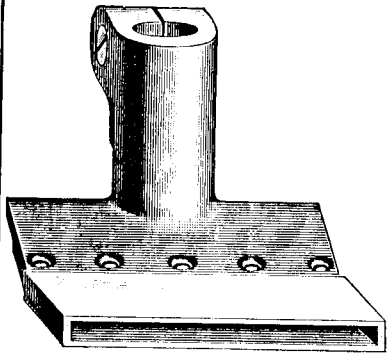
33009




From the library of: Diamond Needle Corp

PLATE 2287—FULL SIZE

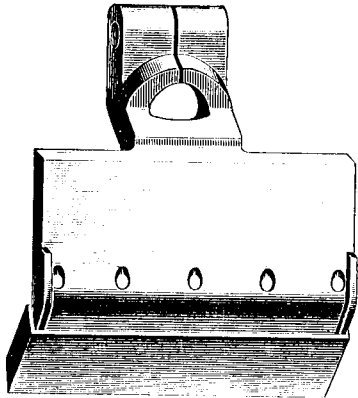
11233



13390



11233



13390


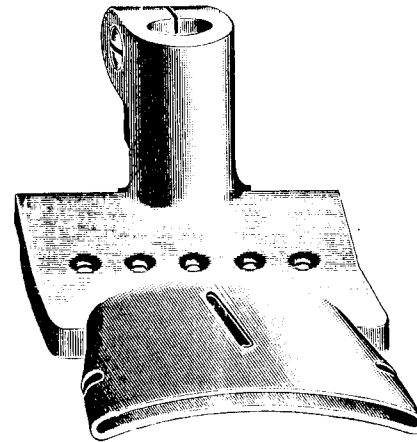



PLATE 2288—FULL SIZE

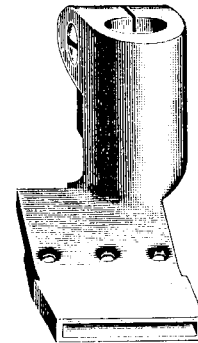
13357



13357



13386



13386

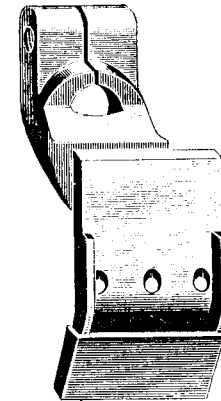



PLATE 2289—FULL SIZE

33031



33031

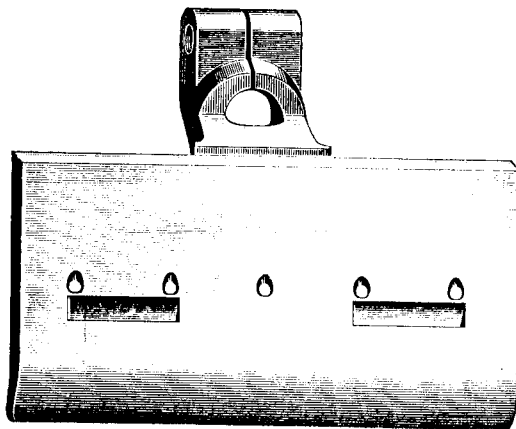
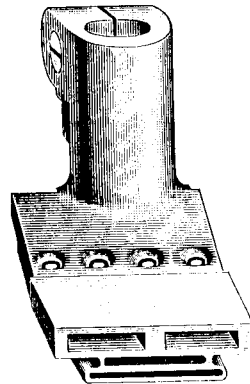



PLATE 2290—FULL SIZE


33026




33026



33027



33027



From the library of: Diamond Needle Corp

PLATE 2291—FULL SIZE

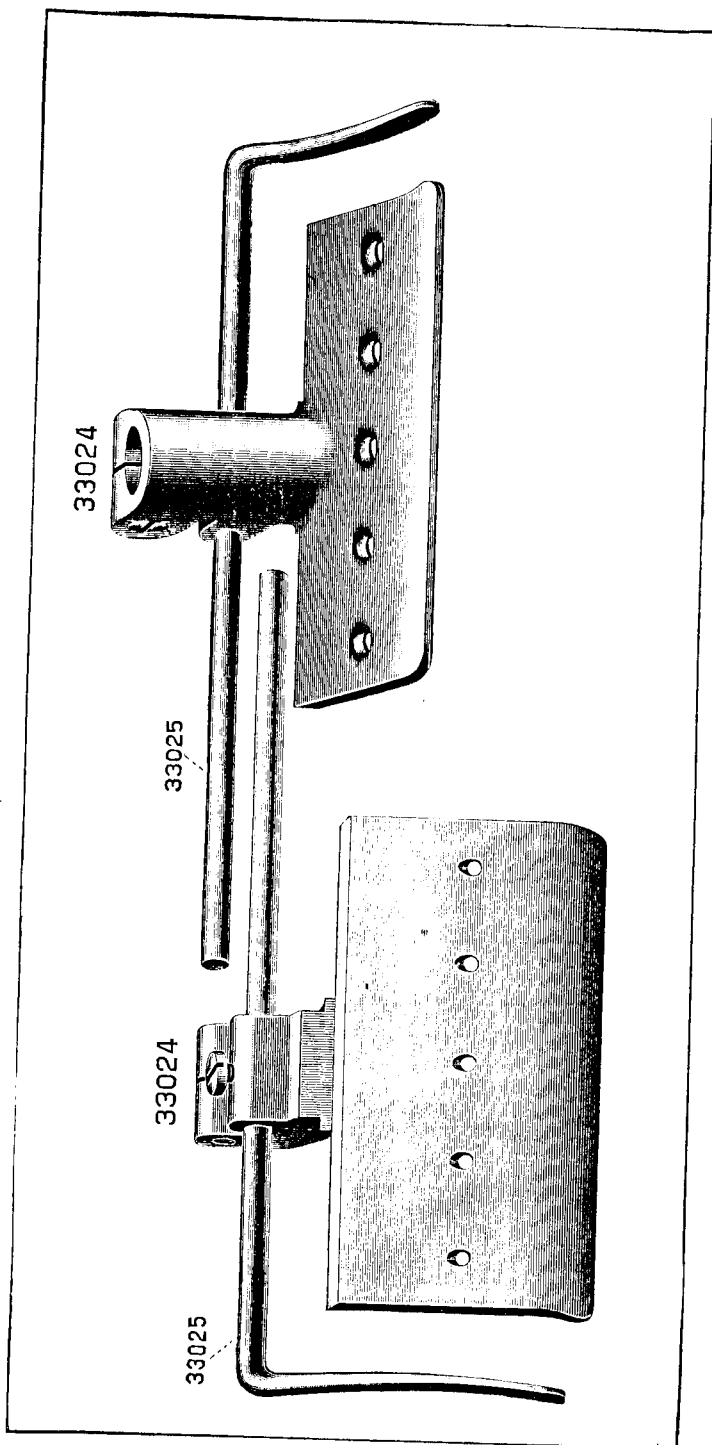
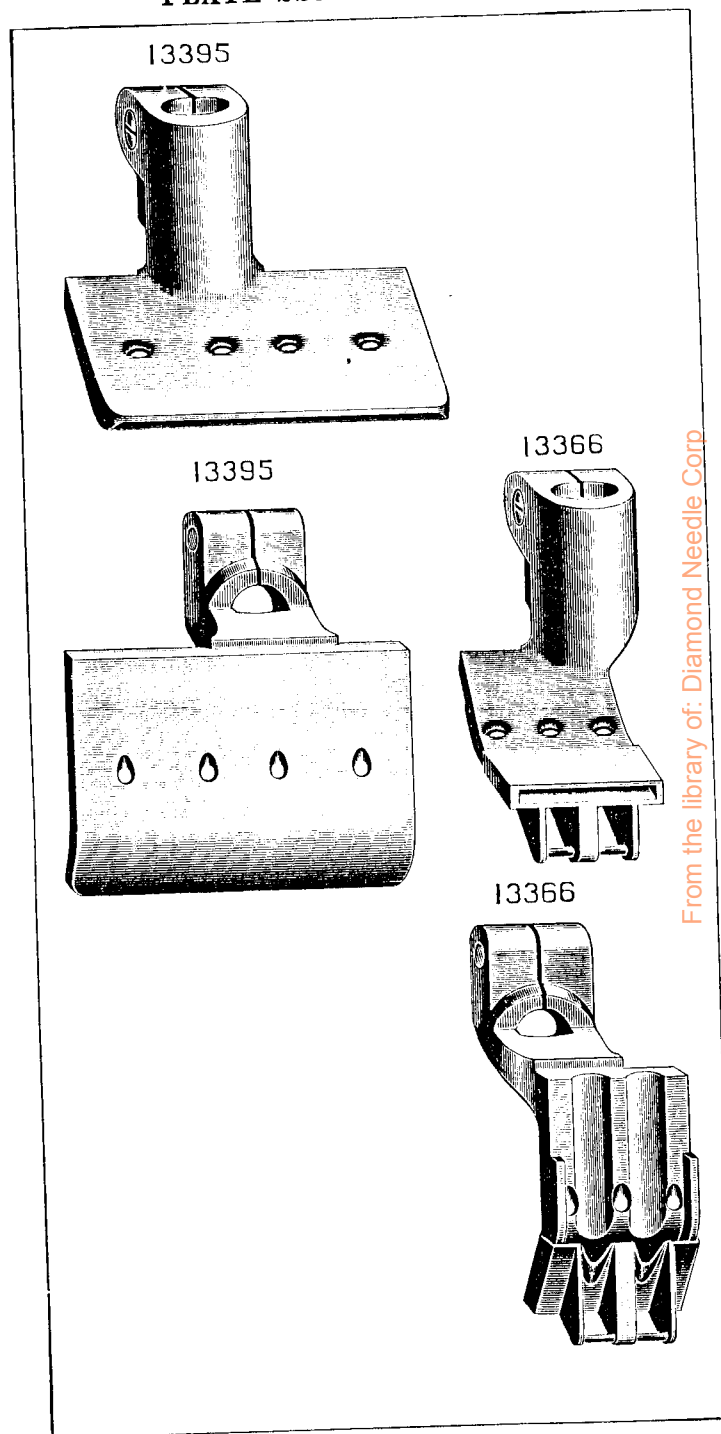



PLATE 2292—FULL SIZE



From the library of: Diamond Needle Corp

PLATE 2293--FULL SIZE

33007



33007

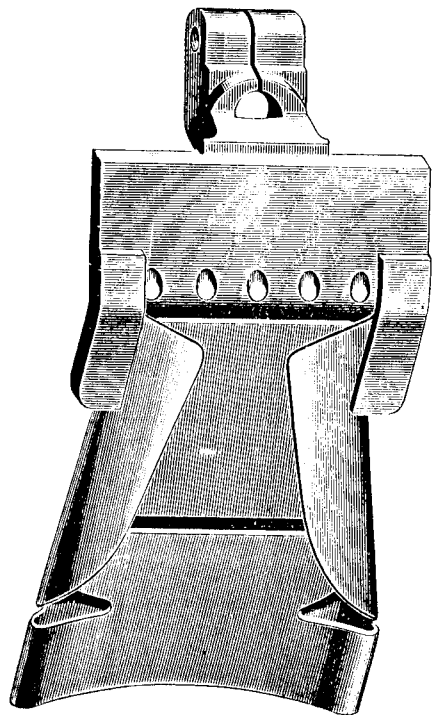
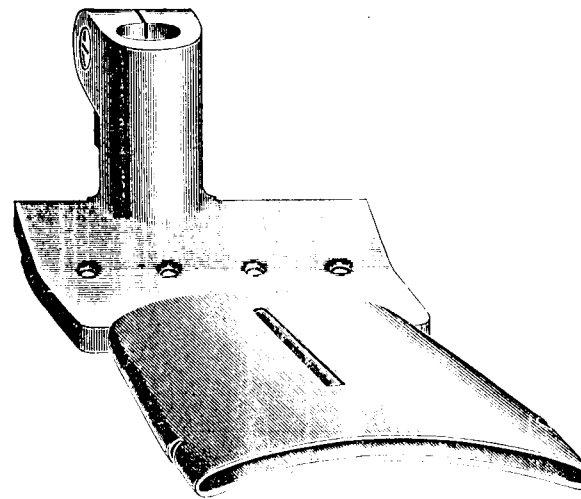


PLATE 2294--FULL SIZE

13430



13430

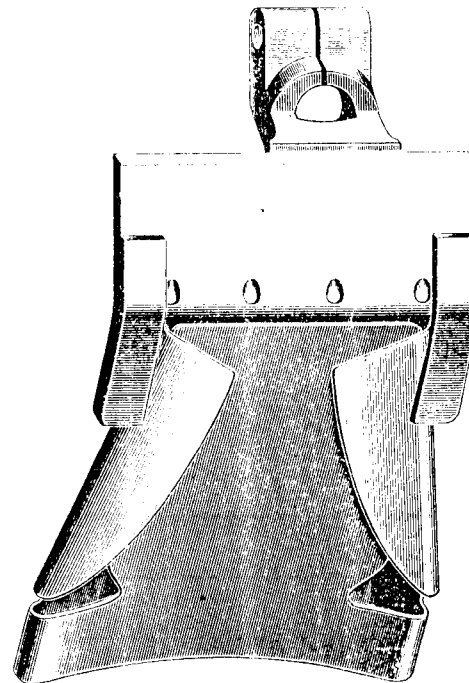
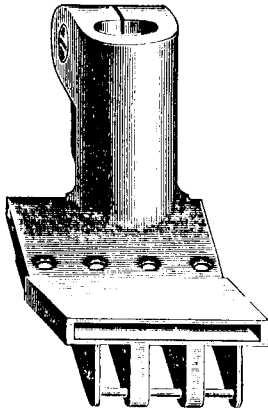
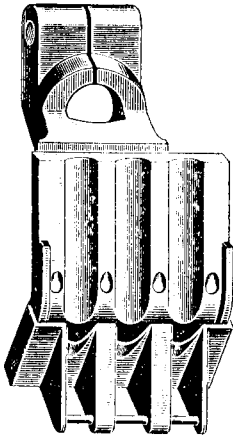


PLATE 2295—FULL SIZE

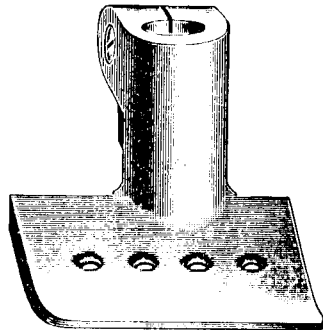
13354



13354



13355



13355

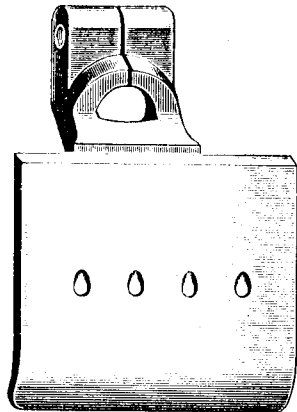
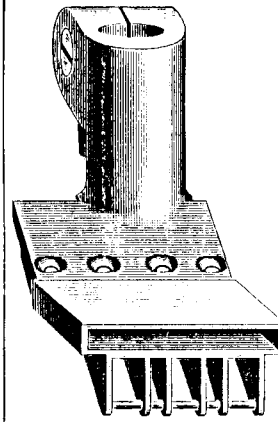
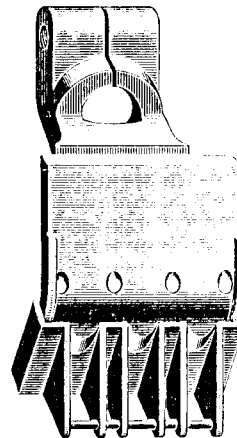


PLATE 2296—FULL SIZE

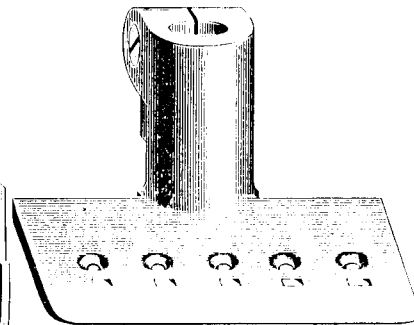
33028



33028



33030



33030

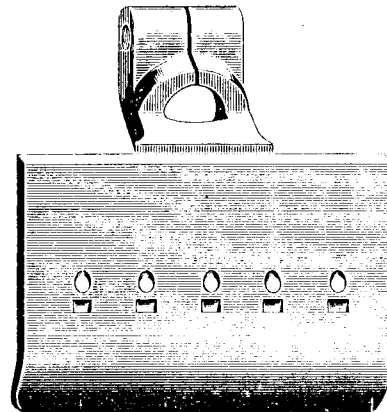




PLATE 2297—FULL SIZE

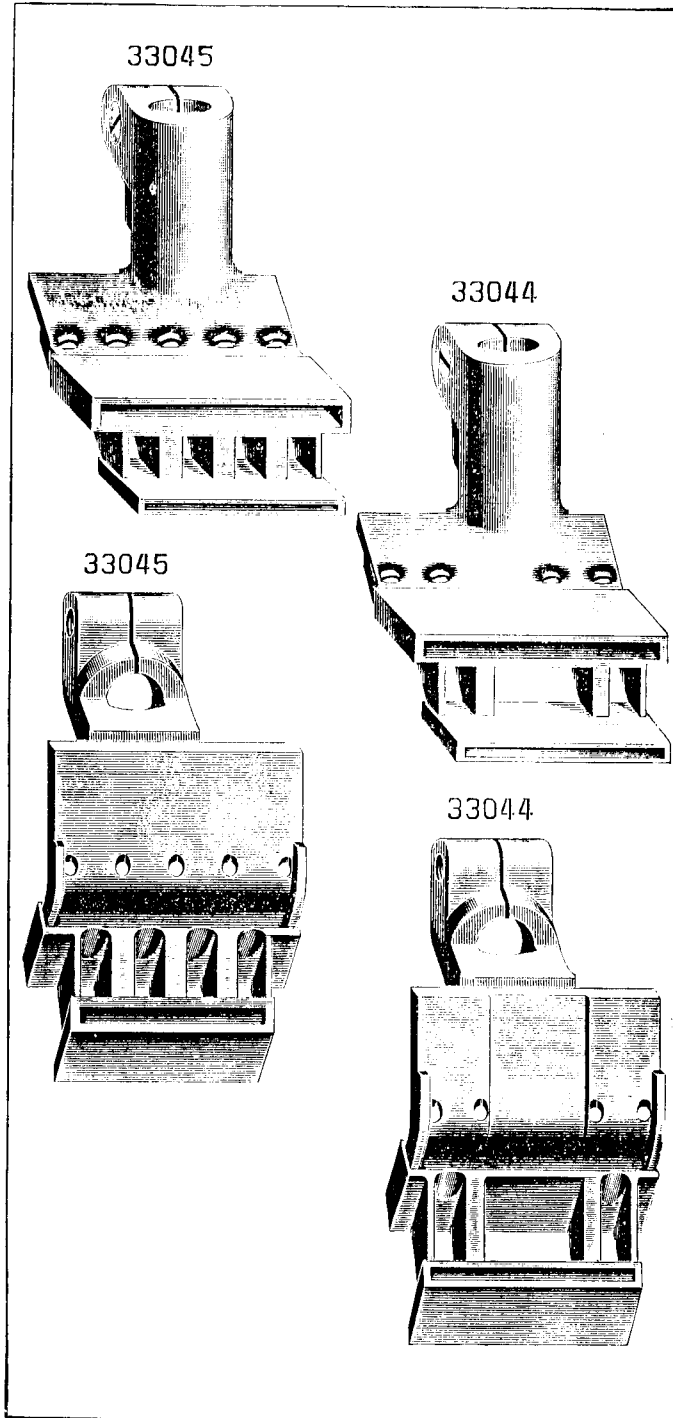
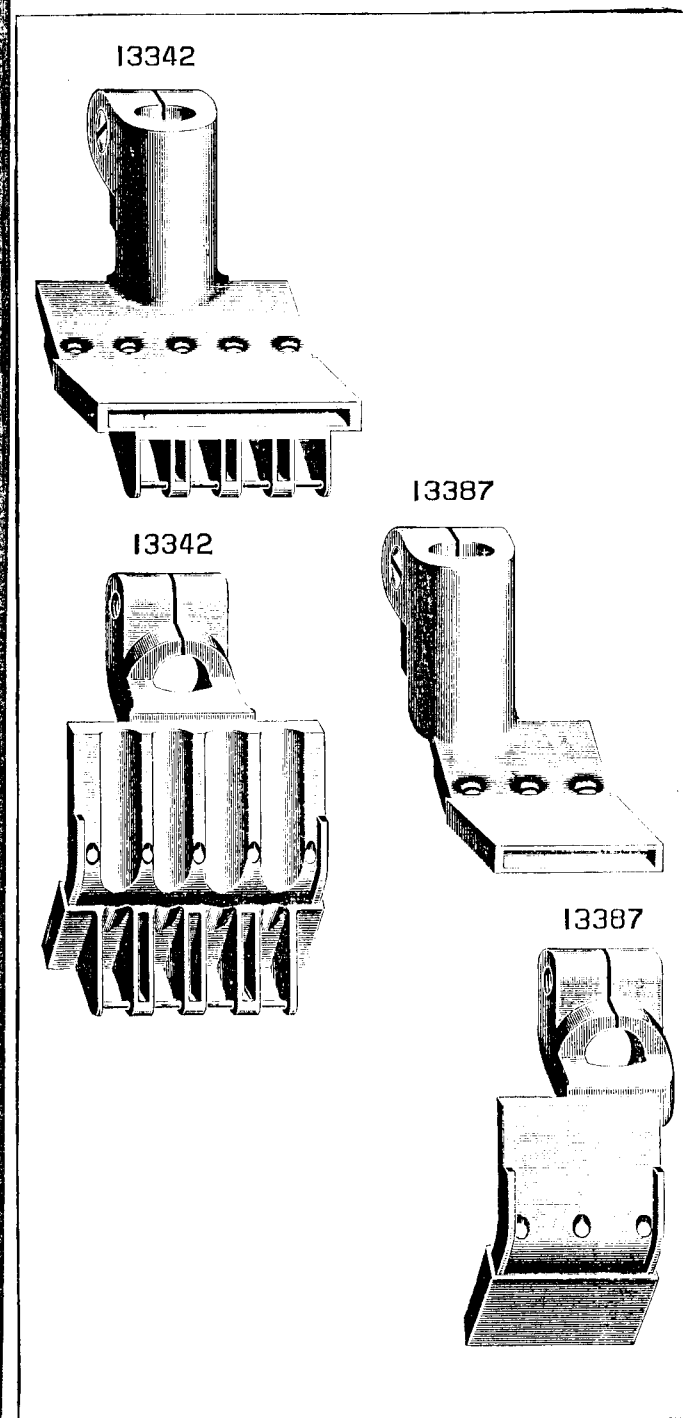


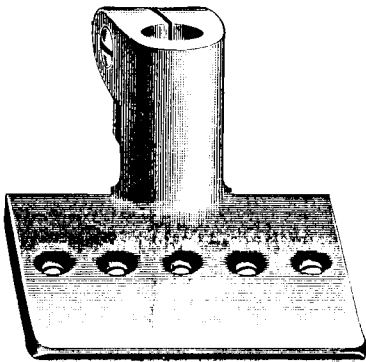
PLATE 2298—FULL SIZE




From the library of: Diamond Needle Corp

PLATE 2299—FULL SIZE


11229



11229



13372



13372

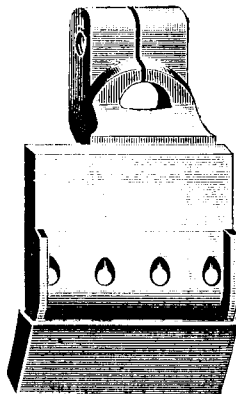
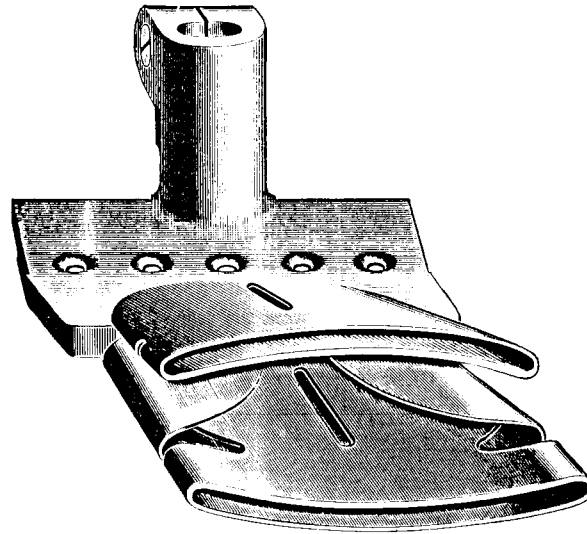


PLATE 2300—FULL SIZE

33006



33006




PLATE 2301—FULL SIZE

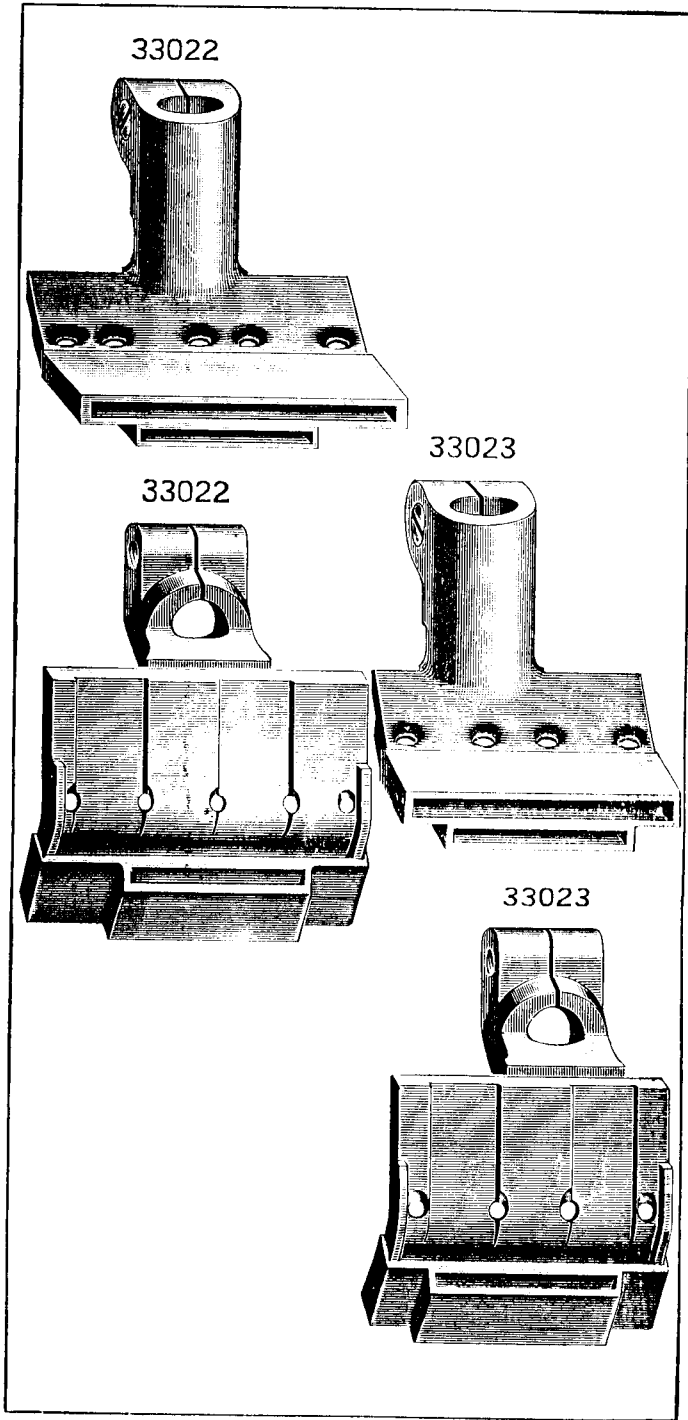


PLATE 2302—FULL SIZE

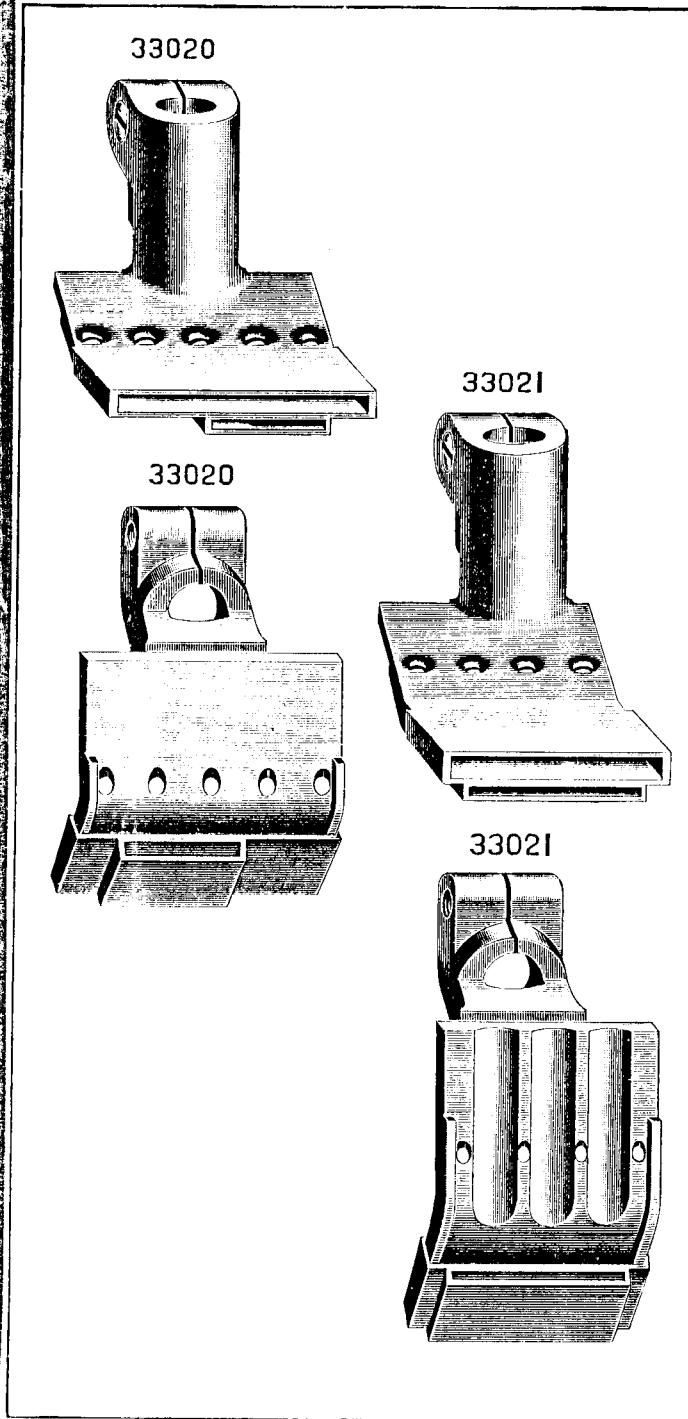
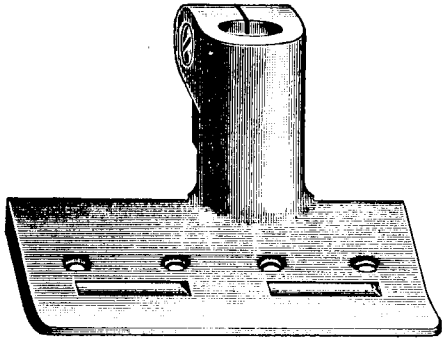


PLATE 2303—FULL SIZE

33032



33032

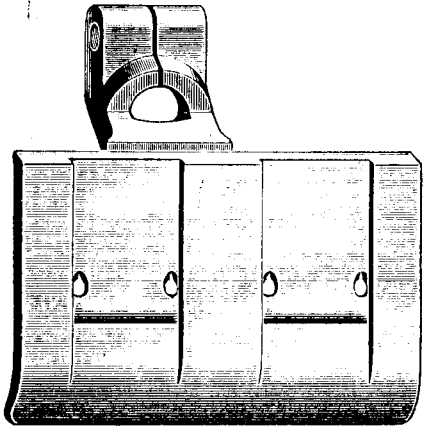
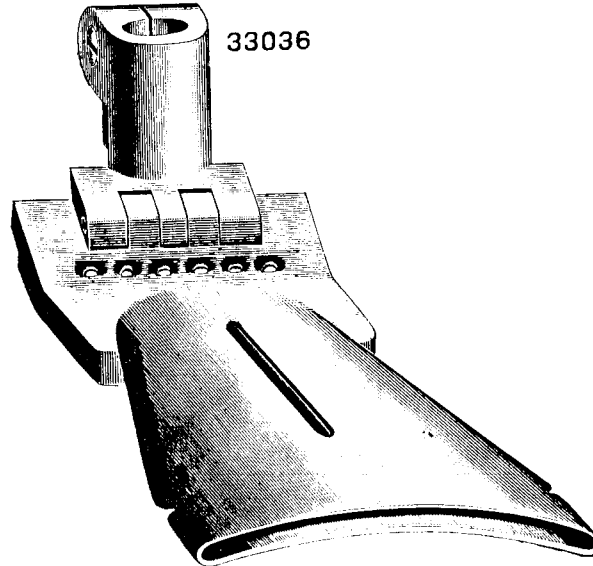


PLATE 2304—FULL SIZE

33036



33036




PLATE 2305--FULL SIZE

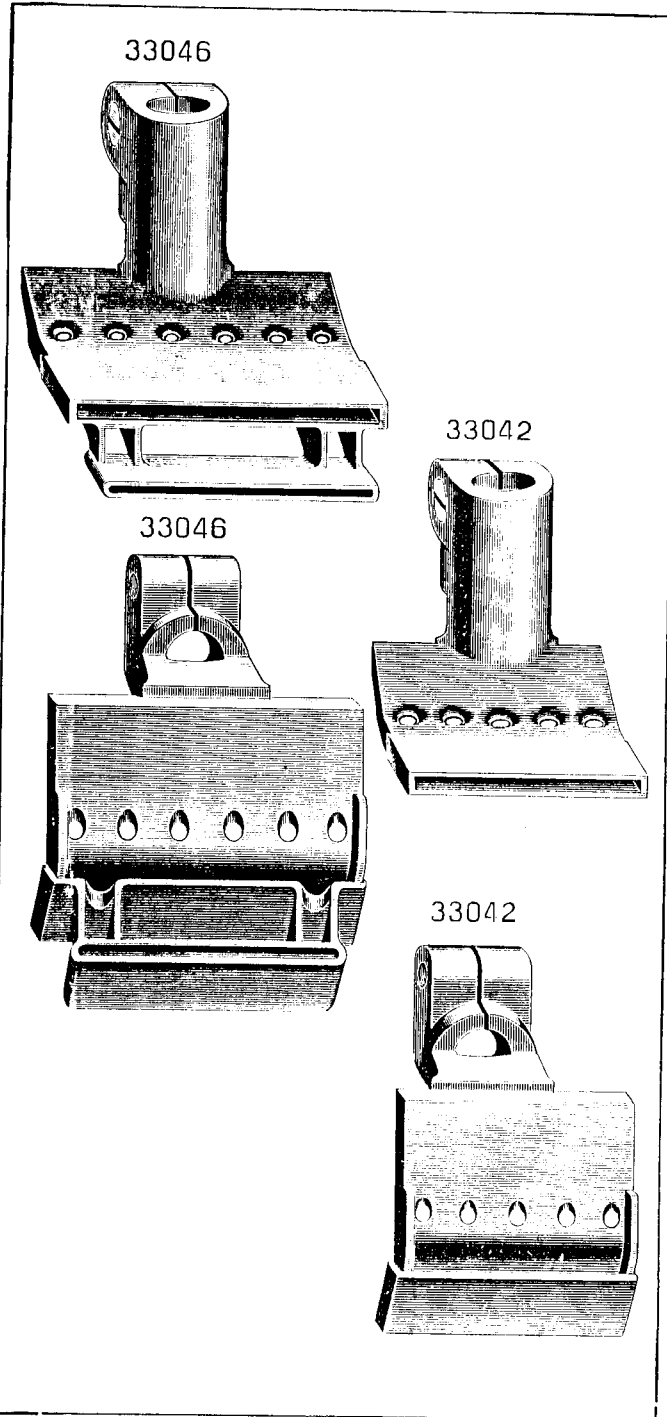
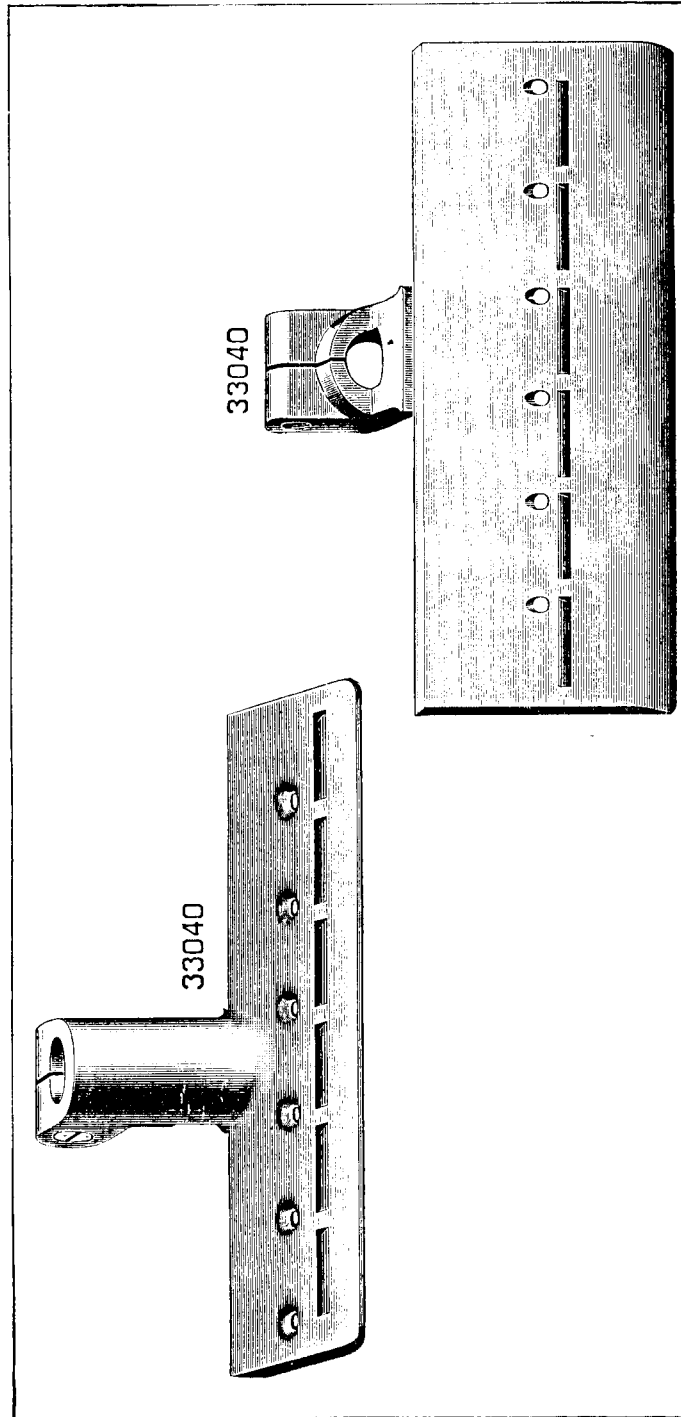


PLATE 2306--FULL SIZE



From the library of: Diamond Needle Corp

PLATE 2307—FULL SIZE

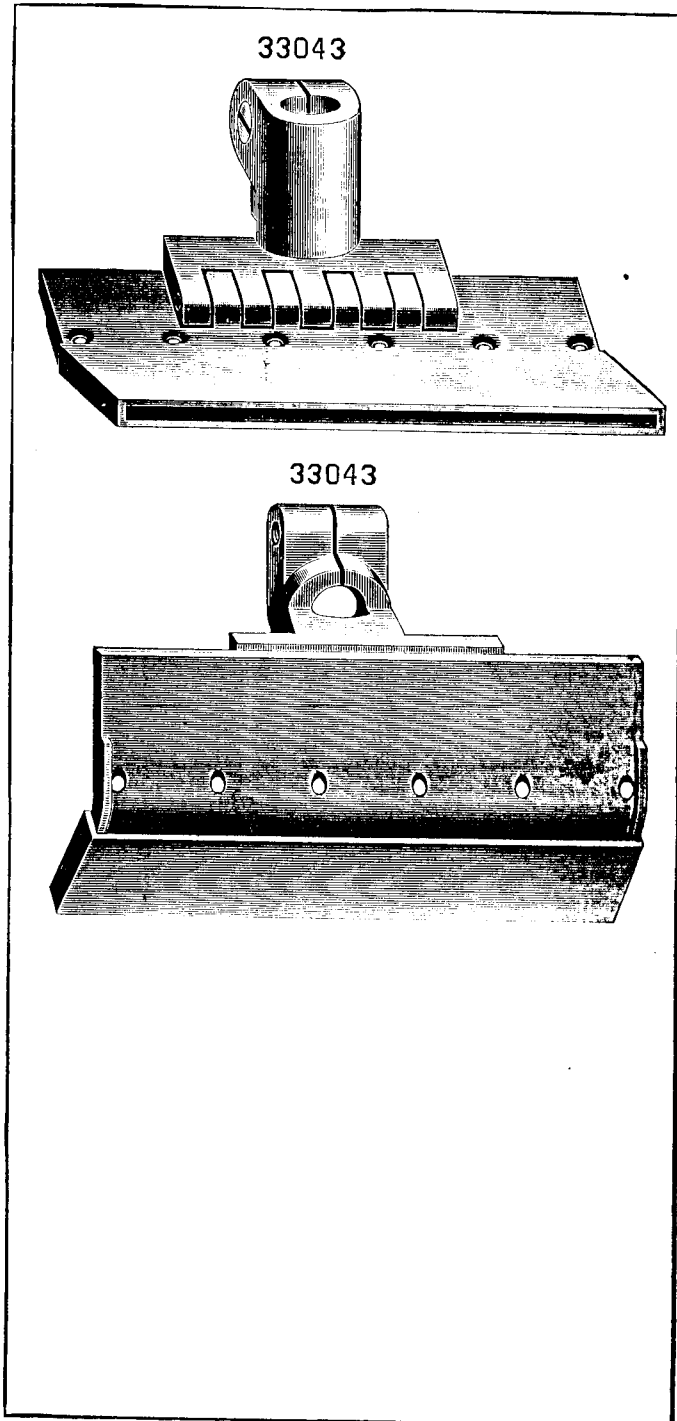
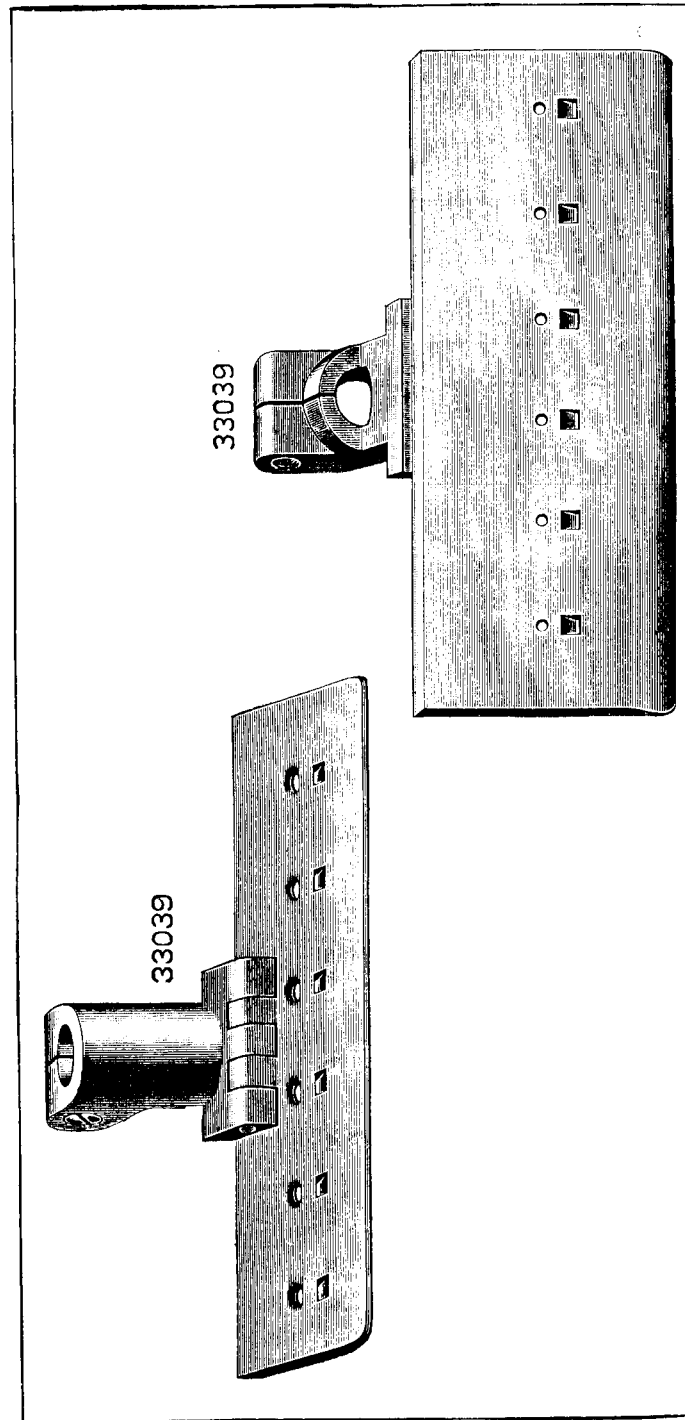


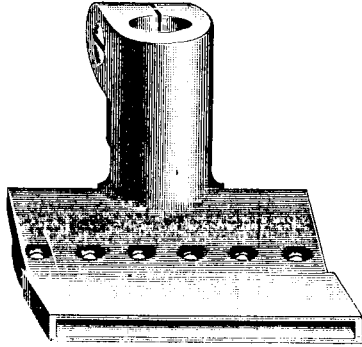
PLATE 2308—FULL SIZE




From the library of: Diamond Needle Corp

PLATE 2309—FULL SIZE

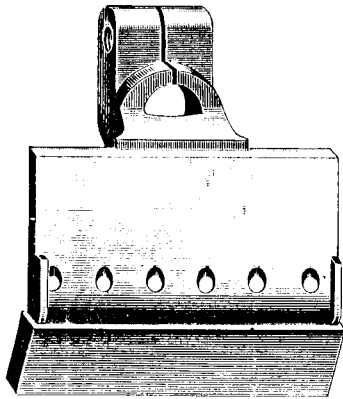
11256



13405



11256



13405

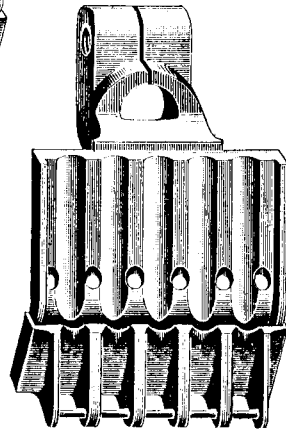
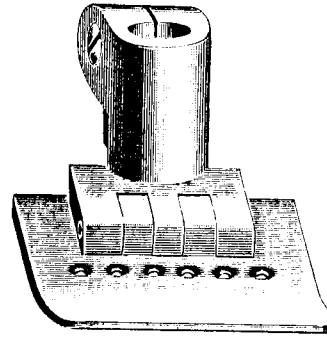
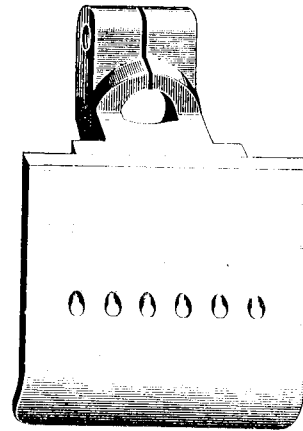


PLATE 2310—FULL SIZE

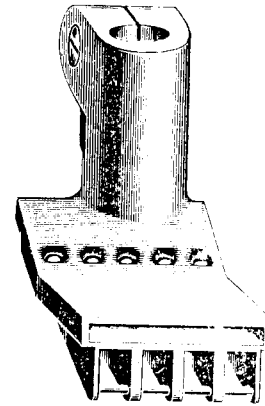
33038



33038



33049



33049


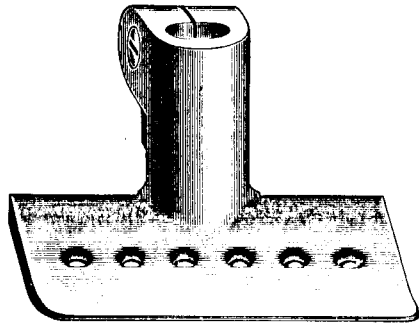


PLATE 2311—FULL SIZE

11255



11255

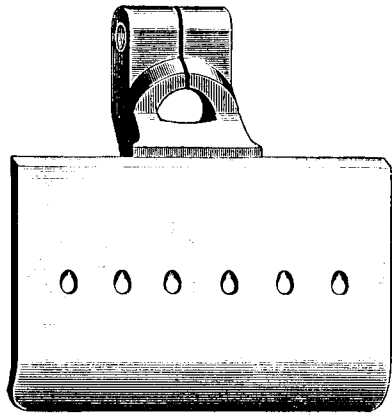
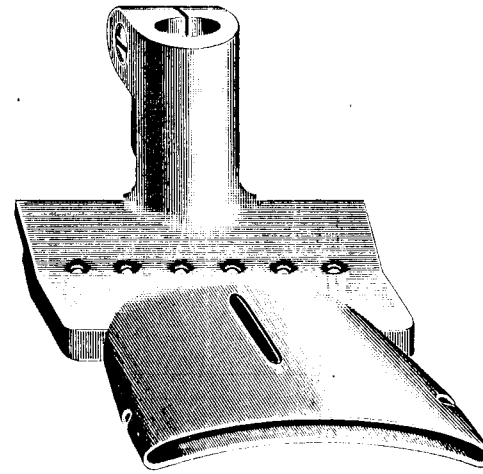


PLATE 2312—FULL SIZE

13404



13404

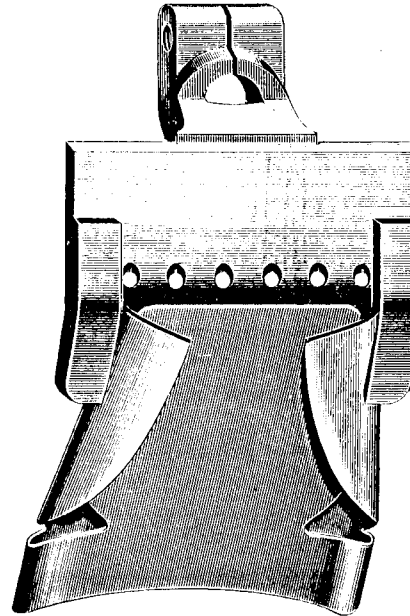
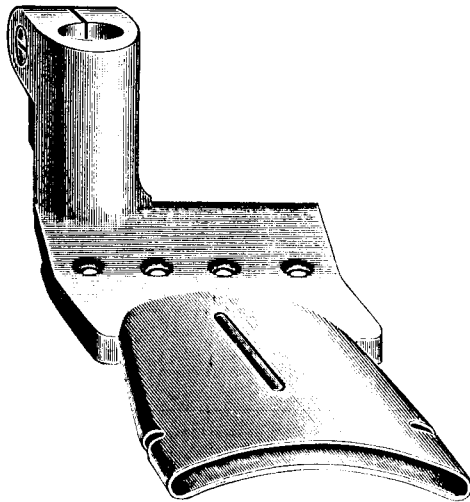




PLATE 2313—FULL SIZE

33047



33047

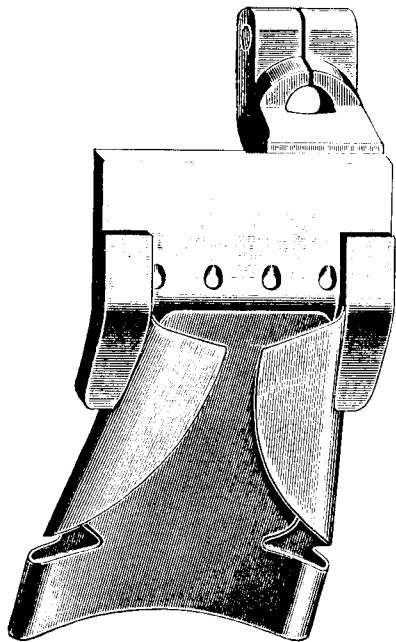
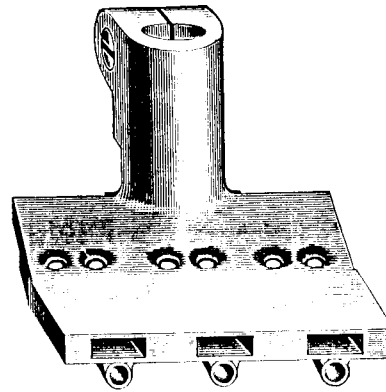
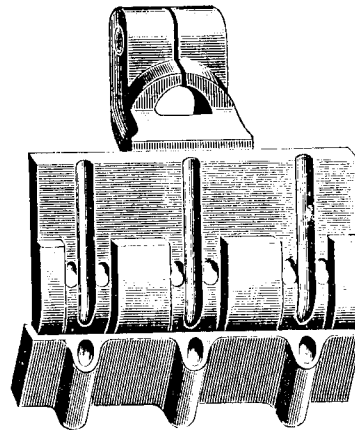


PLATE 2314—FULL SIZE

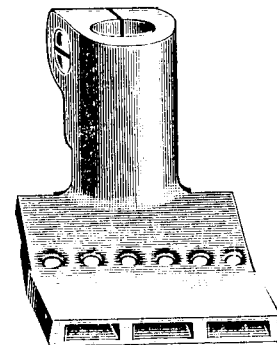
33037



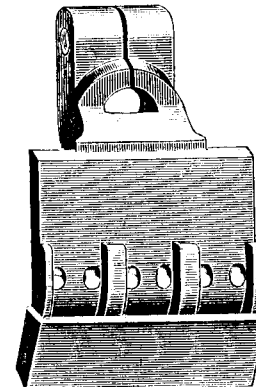
33037



33041



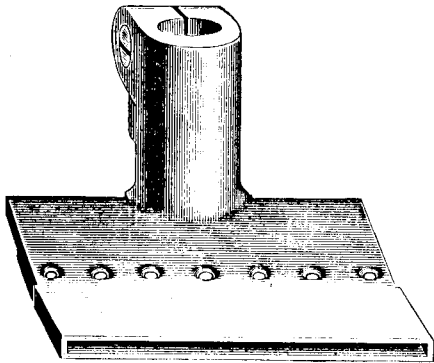
33041



From the library of: Diamond Needle Corp

PLATE 2315—FULL SIZE

11274



11274

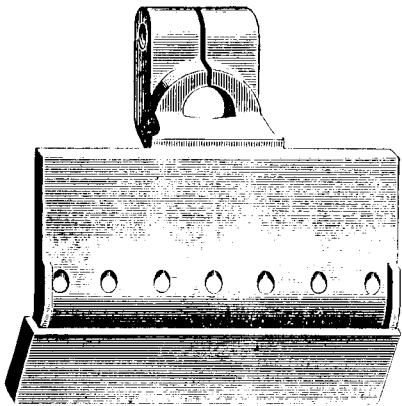
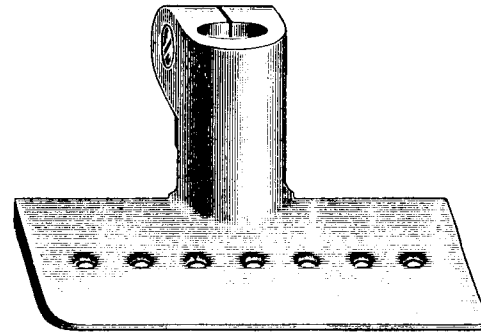


PLATE 2316—FULL SIZE

11273



11273

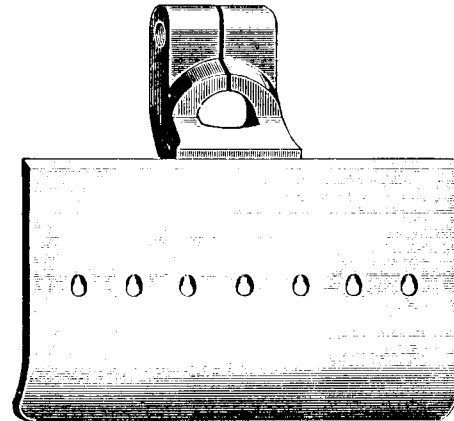



PLATE 2317—FULL SIZE

11290



11290

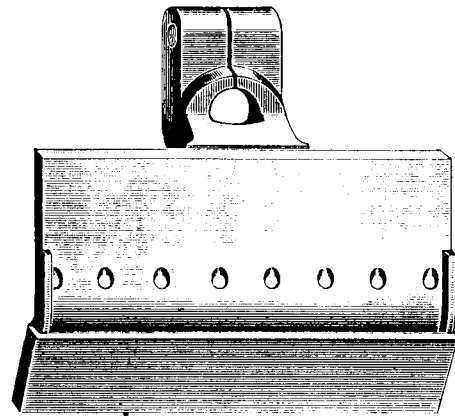



PLATE 2318—FULL SIZE

33050



33050

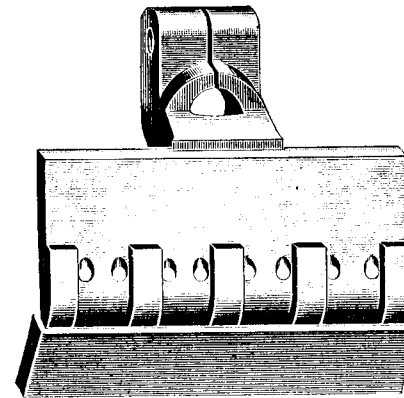
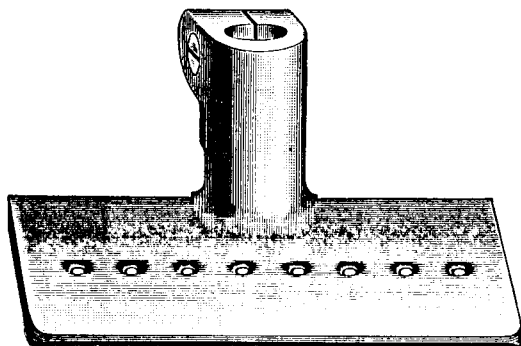


PLATE 2319—FULL SIZE

11289



11289

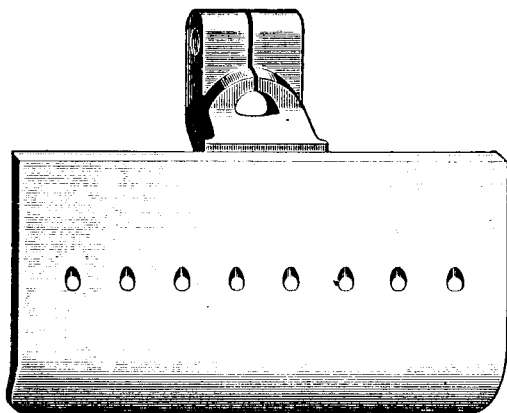
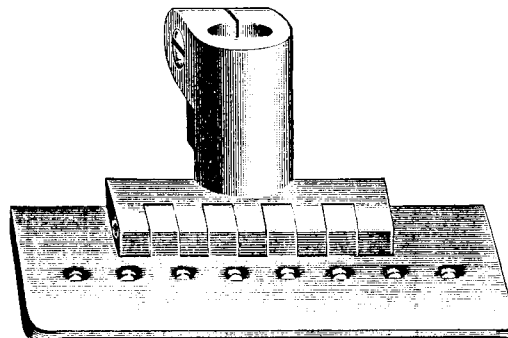


PLATE 2320—FULL SIZE

33048



33048





PLATE 2321—FULL SIZE

11305



11305

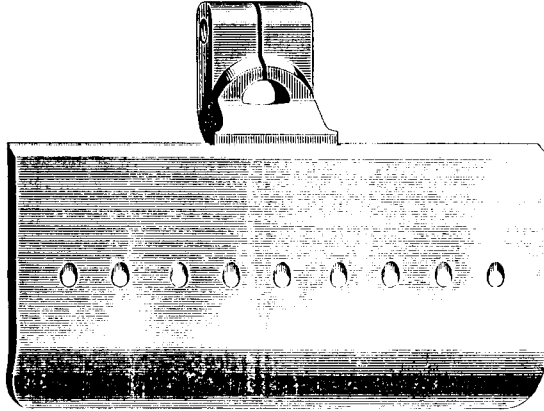
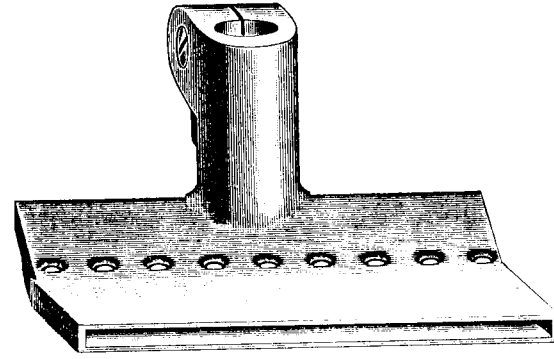



PLATE 2322—FULL SIZE

11306



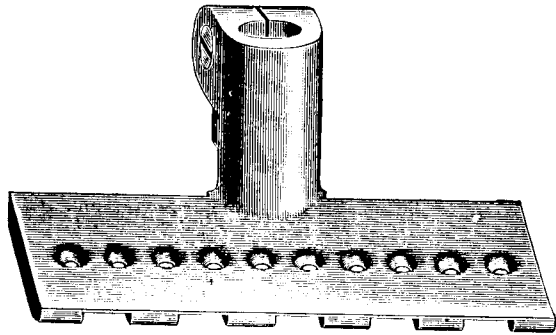
11306



From the library of: Diamond Needle Corp

PLATE 2323—FULL SIZE

33052



33052

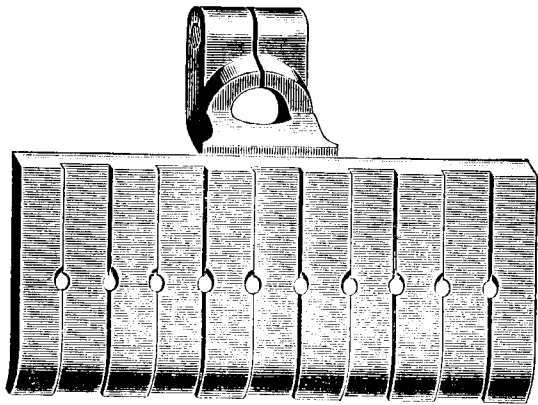
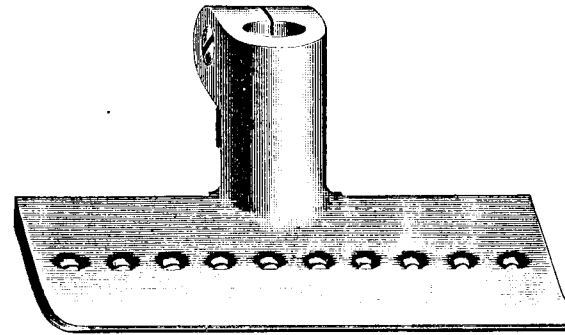
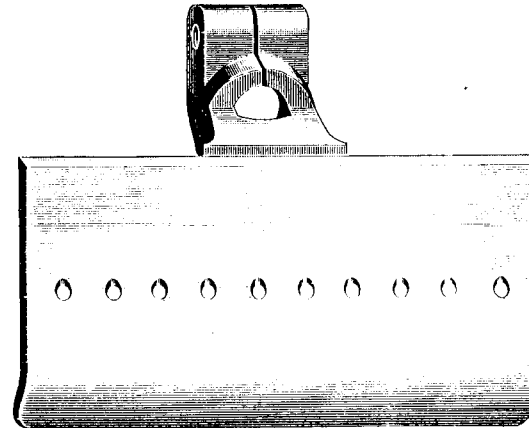


PLATE 2324—FULL SIZE

11321



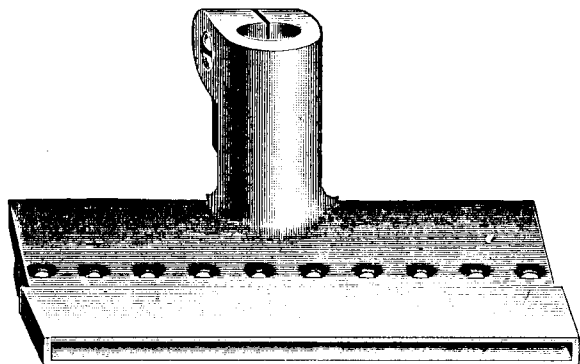
11321



From the library of: Diamond Needle Corp

PLATE 2325—FULL SIZE

11322



11322



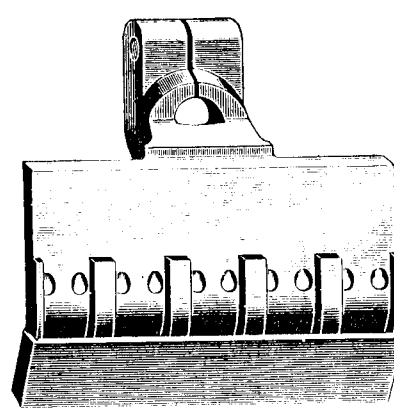


PLATE 2326—FULL SIZE

33051



33051



From the library of: Diamond Needle Corp

PLATE 2327—FULL SIZE

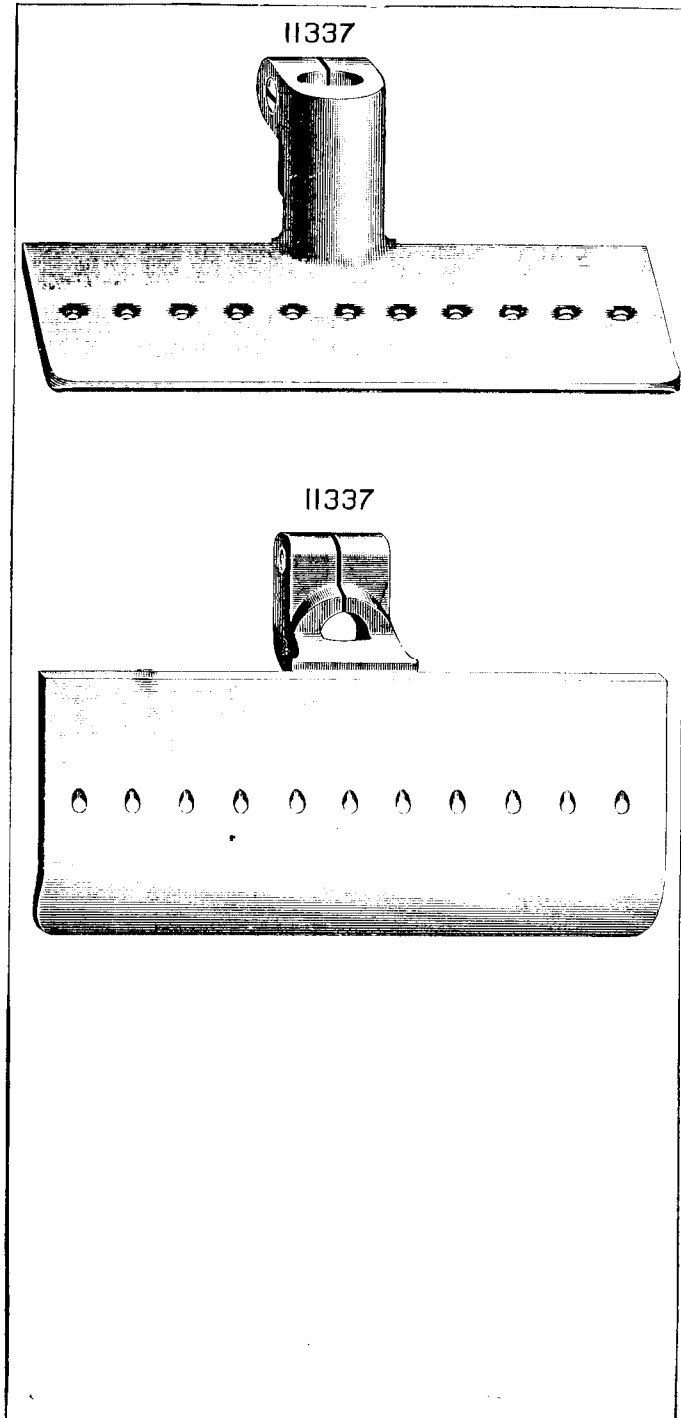
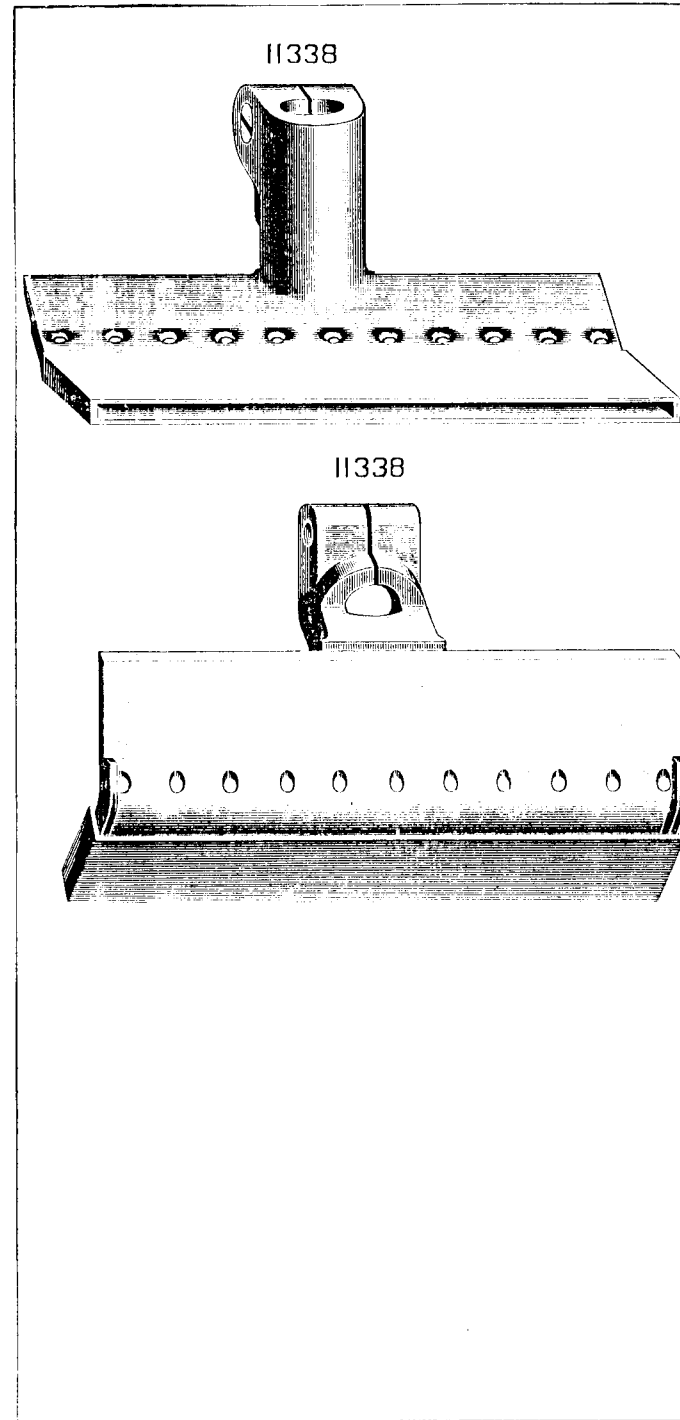


PLATE 2328—FULL SIZE



From the library of: Diamond Needle Corp



PLATE 2329—FULL SIZE

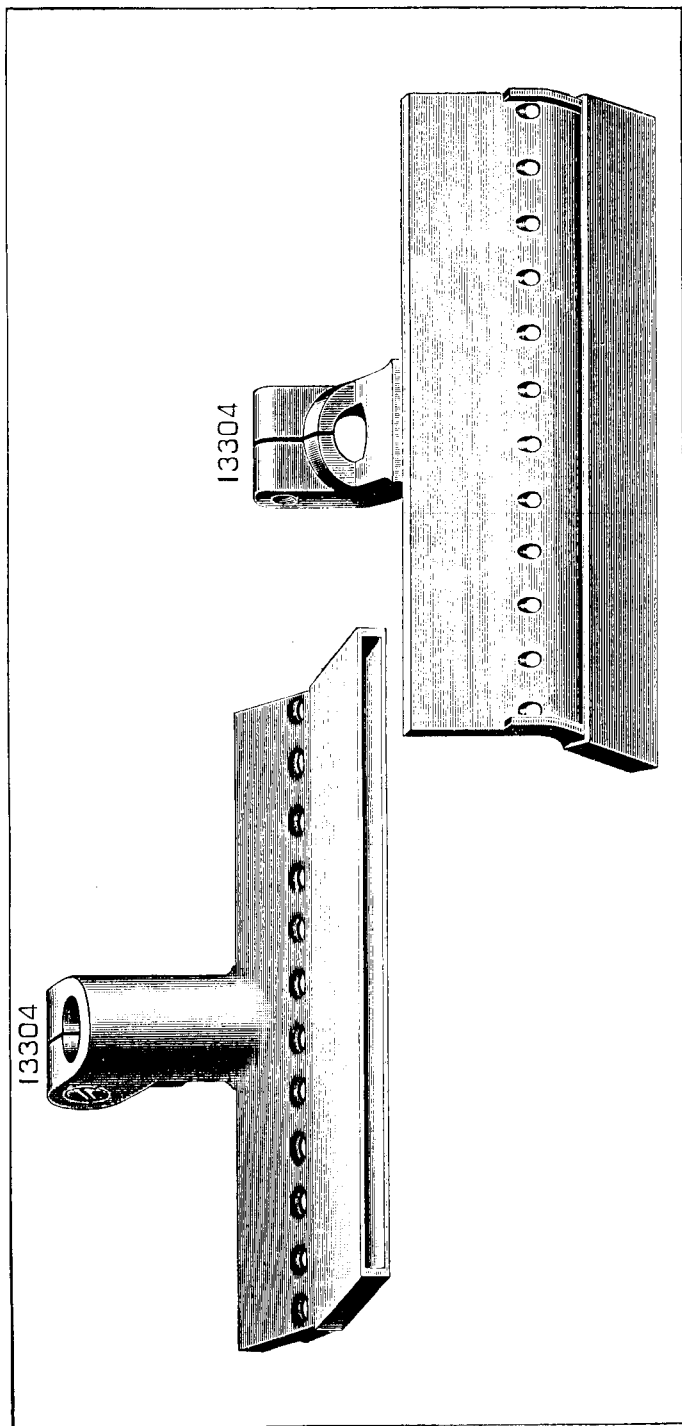
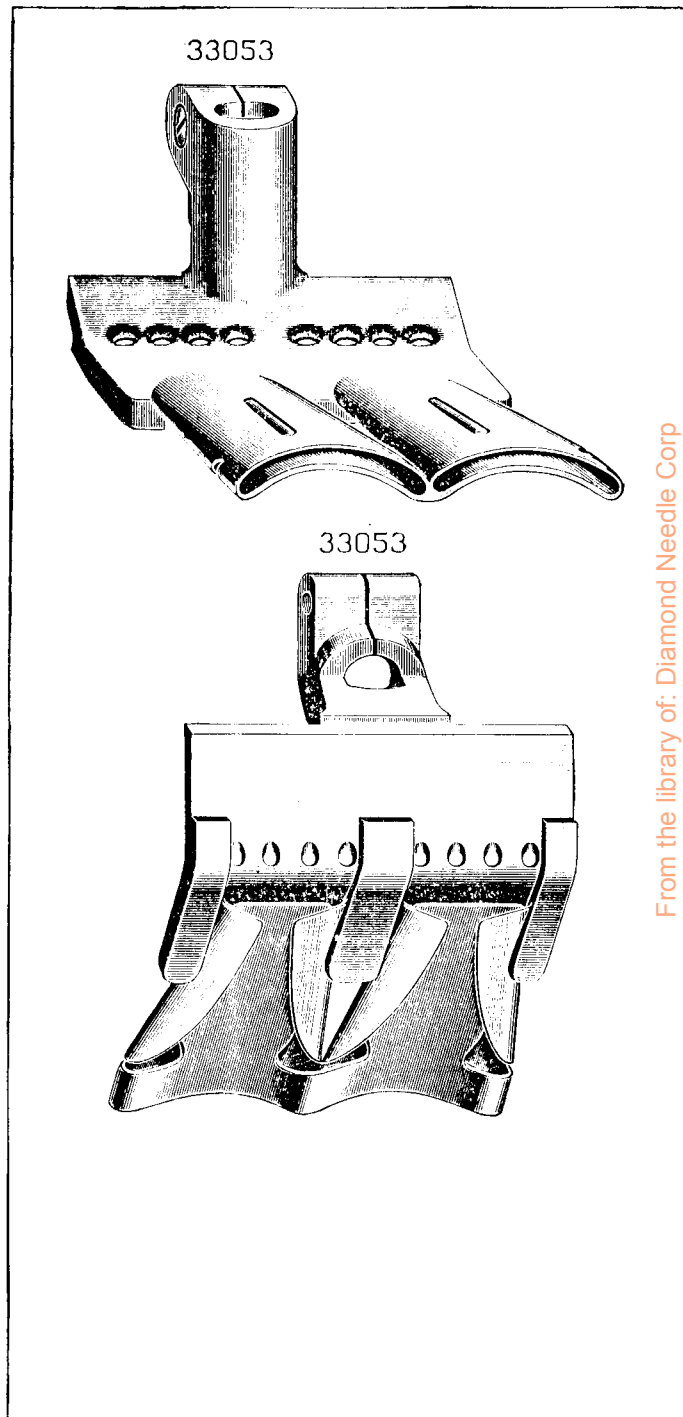


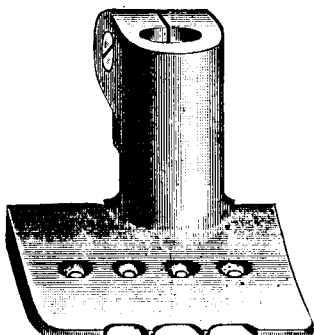
PLATE 2330—FULL SIZE



From the library of: Diamond Needle Corp

PLATE 2331—FULL SIZE

13462



13462

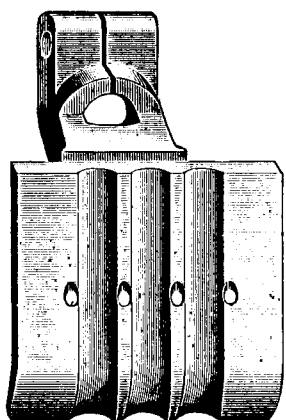
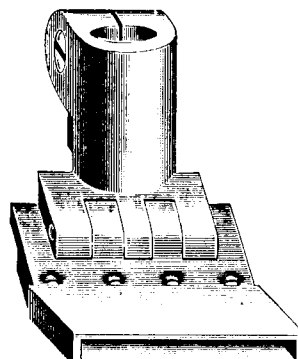


PLATE 2332—FULL SIZE

13437



13437




PLATE 2341—ONE-FOURTH SIZE

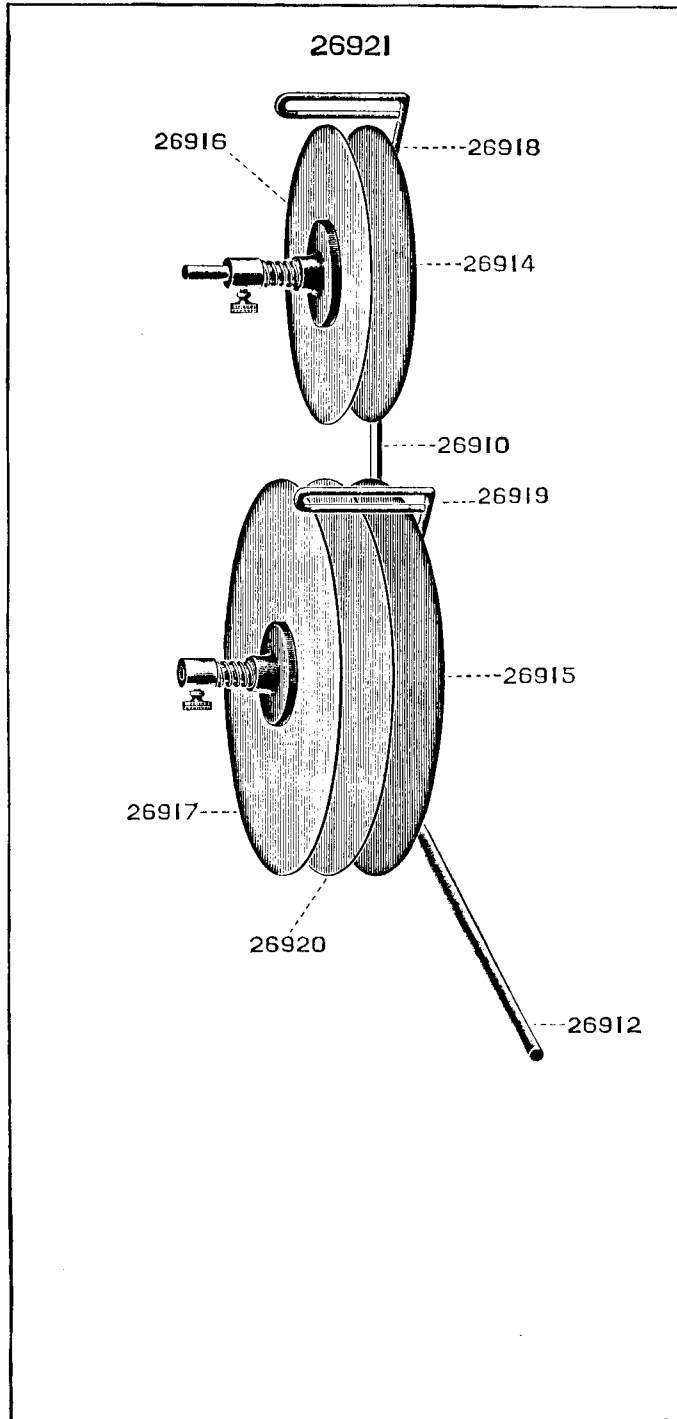



PLATE 2342—ONE-HALF SIZE



From the library of: Diamond Needle Corp

PLATE 2343—ONE-HALF SIZE


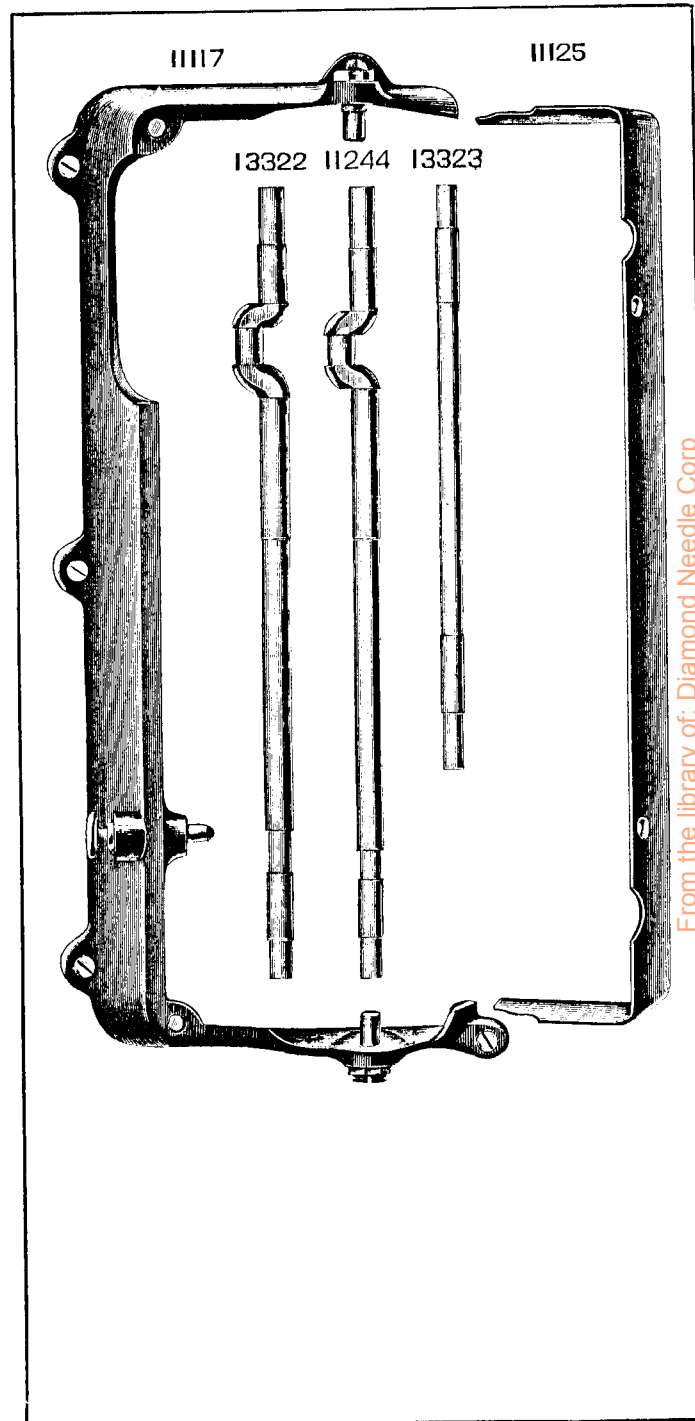


PLATE 2344—ONE-FOURTH SIZE



From the library of: Diamond Needle Corp

PLATE 2345—FULL SIZE

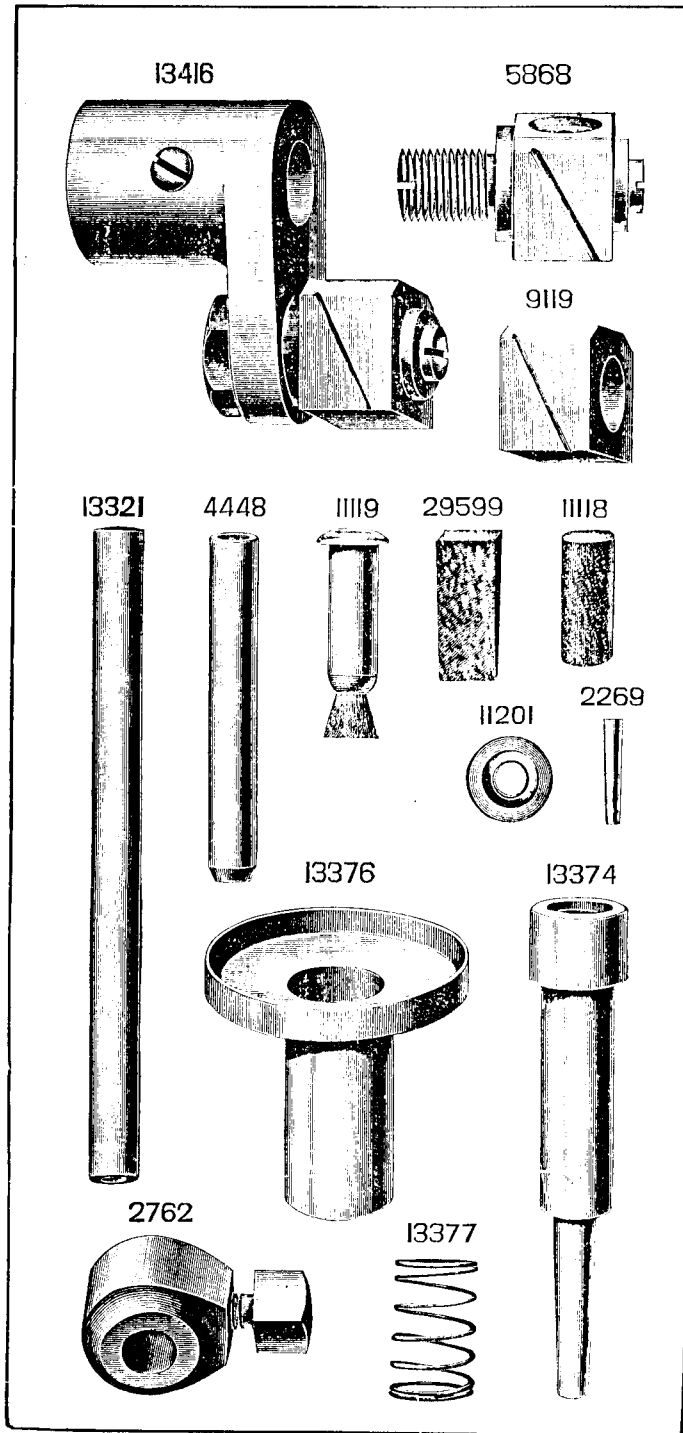
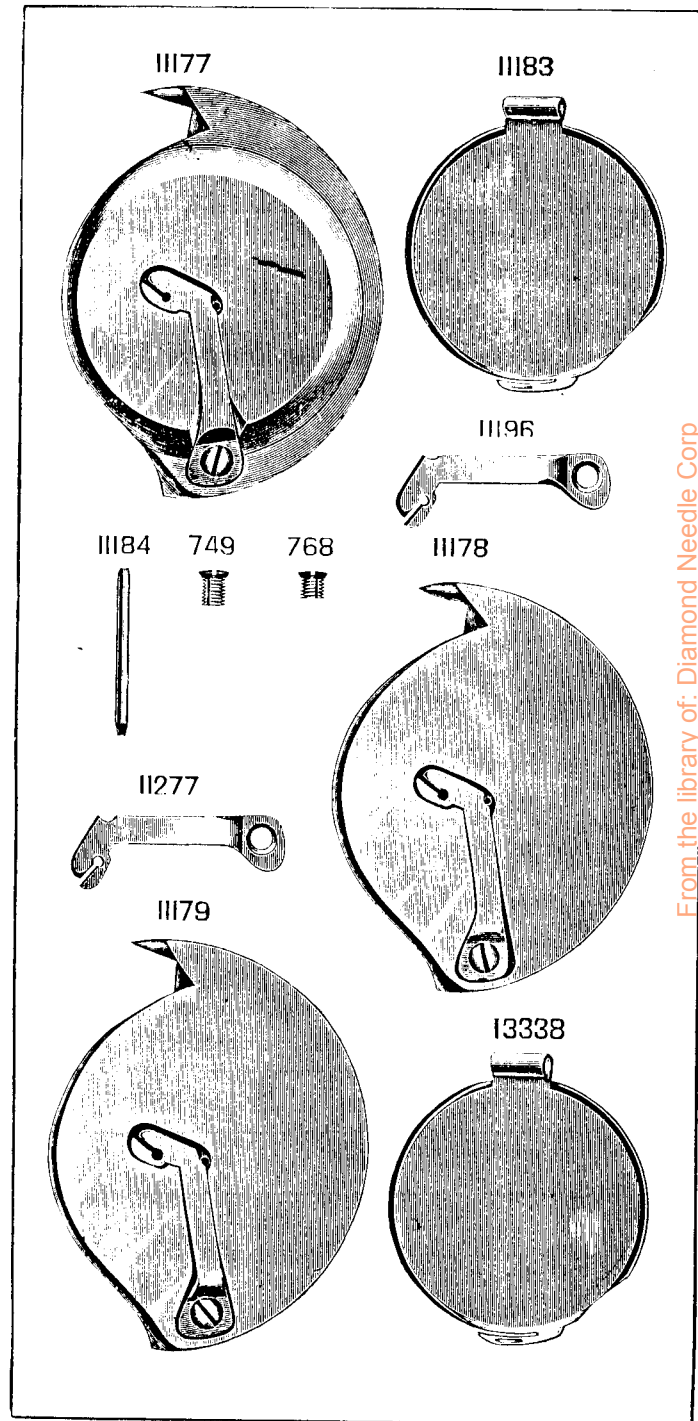


PLATE 2346—FULL SIZE



From the library of: Diamond Needle Corp

PLATE 2347—FULL SIZE

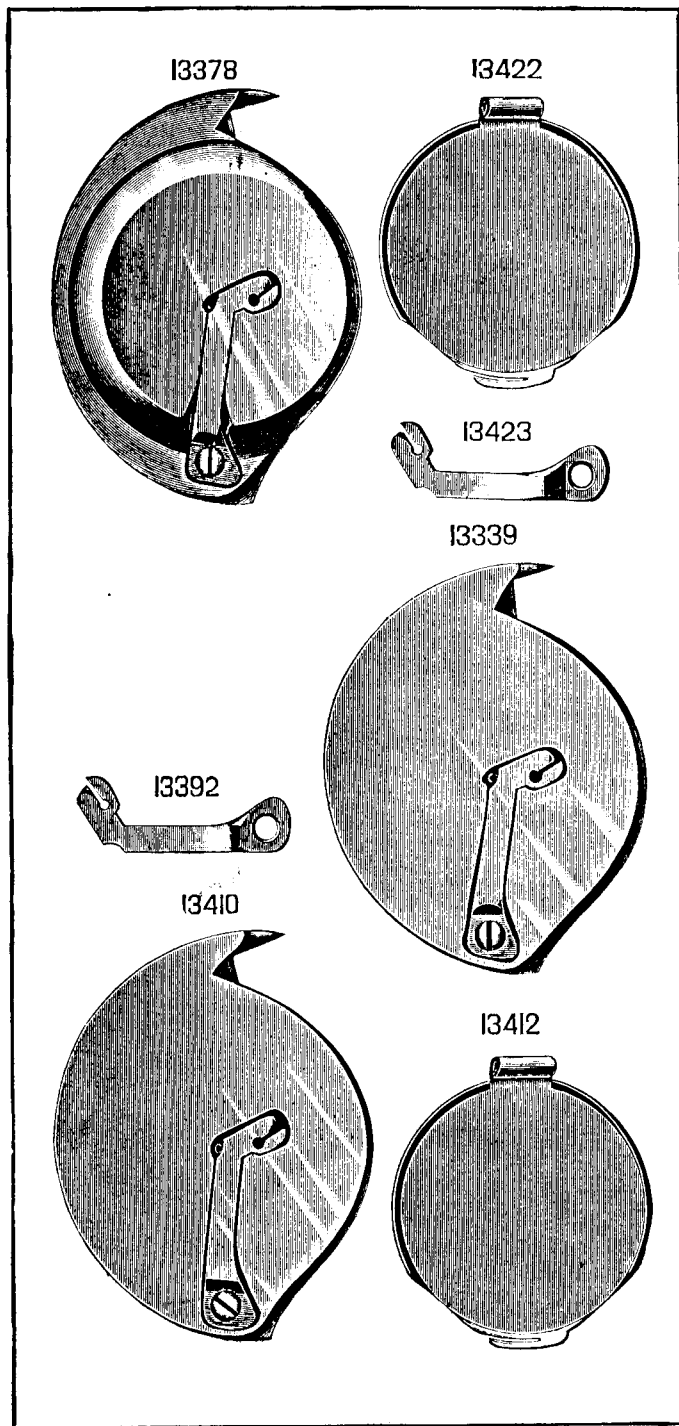
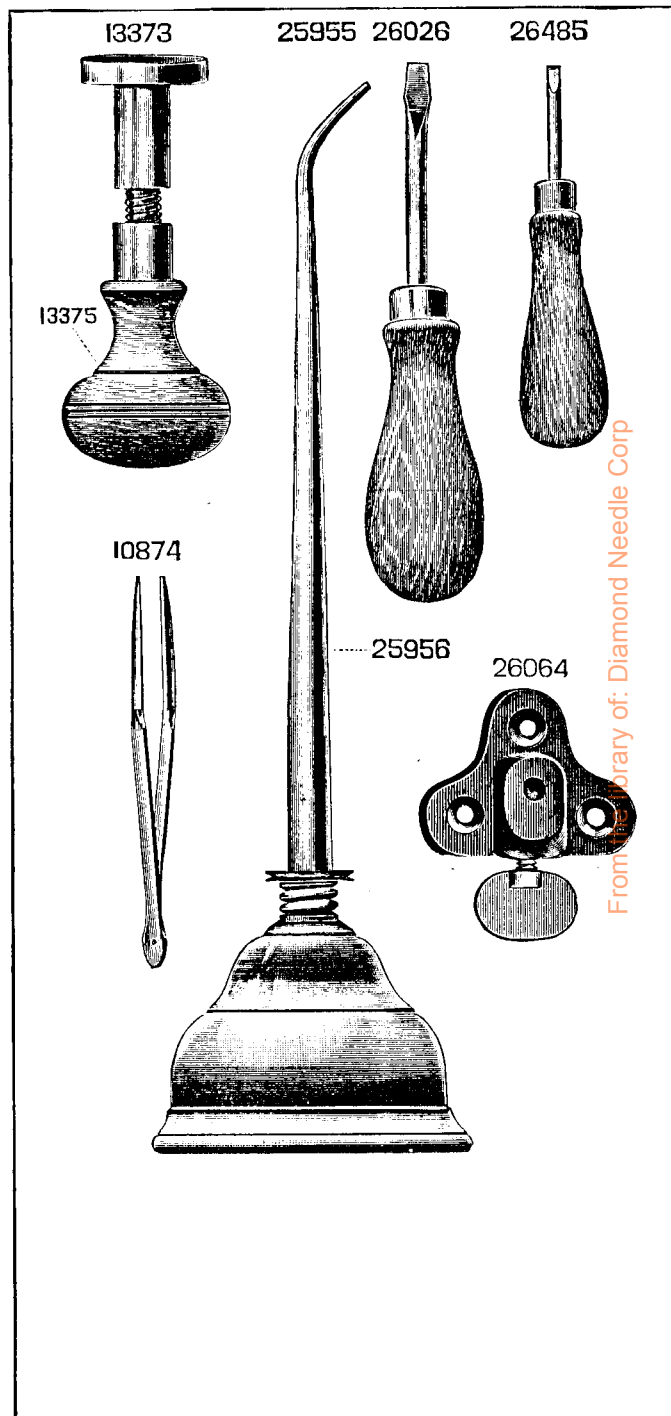


PLATE 2348—ONE-HALF SIZE



From the Library of: Diamond Needle Corp

PLATE 2349—ONE-HALF SIZE

